

# Terrosa® Pre-Filled Pen

## Consumer Medicine Information (CMI) summary

The full CMI on the next page has more details. If you are worried about using this medicine, speak to your doctor or pharmacist.

### 1. Why am I using Terrosa?

Terrosa contains the active ingredient, teriparatide. Terrosa is used to treat osteoporosis in women after menopause and in men. Osteoporosis is a disease that causes your bones to become thin and fragile. For more information, see Section [1. Why am I using Terrosa?](#) in the full CMI.

### 2. What should I know before I use Terrosa?

Do not use if you have ever had an allergic reaction to Terrosa or any of the ingredients listed at the end of the CMI.

**Talk to your doctor if you have any other medical conditions, take any other medicines, or are pregnant or plan to become pregnant or are breastfeeding.** For more information, see Section [2. What should I know before I use Terrosa?](#) in the full CMI.

### 3. What if I am taking other medicines?

Some medicines may interfere with Terrosa and affect how it works. A list of these medicines is in Section [3. What if I am taking other medicines?](#) in the full CMI

### 4. How do I use Terrosa?

- A dose of 80 microlitres of Terrosa containing 20 micrograms of teriparatide is given once a day by injection under the skin in the thigh or abdomen.
- The dose is injected using a pre-filled pen.
- The pre-filled pen must be used for multiple injections by ONE person only.

More instructions can be found in Section [4. How do I use Terrosa?](#) in the full CMI

### 5. What should I know while using Terrosa?

<b>Things you should do</b>	<ul style="list-style-type: none"><li>• Before you start to use Terrosa, you will be required to sign your consent that you understand the 24 month lifetime limit for treatment. Keep a copy of the consent form as you may need to show it to your doctor or pharmacist.</li><li>• Remind any doctor, dentist or pharmacist you visit that you are using Terrosa.</li><li>• Tell your doctor if you have high levels of calcium in the blood.</li><li>• Tell your doctor you suffer from kidney stones or you have kidney problems.</li><li>• Blood test for serum calcium, if needed, can be taken 16 hours after your last injection.</li><li>• Keep all your doctor's appointments.</li><li>• Write the date of your first injection as treatment duration is a total of 24 months only.</li><li>• Read the "Instructions For Use" on how to use the Terrosa Pre-Filled Pen and the package insert before beginning therapy.</li></ul>
<b>Things you should not do</b>	<ul style="list-style-type: none"><li>• Do not stop using this medicine unless your doctor has told you to.</li><li>• Do not use this medicine if you are pregnant or breastfeeding.</li><li>• Do not use this medicine if you have had metabolic bone disease (including Paget's disease of the bone or hyperparathyroidism).</li><li>• Do not use this medicine if you have severe kidney disease.</li></ul>
<b>Driving or using machines</b>	Do not drive or use machines if you feel dizzy after injecting Terrosa.
<b>Drinking alcohol</b>	Tell your doctor if you drink alcohol.
<b>Looking after your medicine</b>	<ul style="list-style-type: none"><li>• Keep Terrosa in the fridge where the temperature is between 2°C to 8°C. Do not freeze. Avoid placing the pre-filled pen close to the ice compartment of the refrigerator to prevent freezing. Discard the medicine if it has frozen.</li><li>• Keep the pen cap on the pre-filled pen in order to protect from light.</li><li>• Do not store Terrosa Pre-Filled Pen with a needle attached. Use a new needle for each injection.</li><li>• Return the Terrosa Pre-Filled Pen immediately to the fridge after each use.</li><li>• Discard the pre-filled pen 28 days after first use, even if it still contains some unused solution.</li></ul>

For more information, see Section [5. What should I know while using Terrosa?](#) in the full CMI.

### 6. Are there any side effects?

The most common side effects are pain in a limb, feeling sick, headache, dizziness and discomfort around the area of the injection. Serious side effects include allergic reactions and increased calcium in your blood or urine leading to kidney stones.

For more information, including what to do if you have any side effects, see Section [6. Are there any side effects?](#) in the full CMI.

# Terrosa<sup>®</sup> Pre-Filled Pen

Active ingredient(s): *teriparatide (ter-i-PAR-a-tide) (rbe)*

## Consumer Medicine Information (CMI)

This leaflet provides important information about using Terrosa. **You should also speak to your doctor or pharmacist if you would like further information or if you have any concerns or questions about using Terrosa.**

Where to find information in this leaflet:

- [1. Why am I using Terrosa?](#)
- [2. What should I know before I use Terrosa?](#)
- [3. What if I am taking other medicines?](#)
- [4. How do I use Terrosa?](#)
- [5. What should I know while using Terrosa?](#)
- [6. Are there any side effects?](#)
- [7. Product details](#)

## 1. Why am I using Terrosa?

Terrosa contains the active ingredient teriparatide.

Teriparatide is a recombinant parathyroid hormone. It is used to make bones stronger and to reduce the risk of fractures by stimulating bone formation.

Terrosa is used to treat osteoporosis in women after menopause and in men. Osteoporosis is a disease that causes your bones to become thin and fragile. This disease is especially common in women after the menopause but can also occur in men. Osteoporosis is also common in patients receiving medicines called corticosteroids such as prednisone, cortisone.

## 2. What should I know before I use Terrosa?

Do not use Terrosa if you:

- have previously received teriparatide therapy for a total of 24 months. If you are not sure if you have previously received teriparatide therapy, speak to your doctor or pharmacist.
- are allergic to teriparatide or any of the ingredients listed at the end of this leaflet. Always check the ingredients to make sure you can use this medicine. Some of the symptoms of an allergic reaction may include shortness of breath, wheezing or difficulty breathing; swelling of the face, lips, tongue or other parts of the body; rash, itching or hives on the skin
- have severe kidney disease.
- have been diagnosed with Paget's disease of the bone (a disease with abnormal bone changes).

- have unexplained high levels of alkaline phosphatase (ALP) in your blood. If you are not sure, ask your doctor.
- have high levels of calcium in your blood (pre-existing hypercalcaemia). Signs and symptoms of high calcium may include continuous nausea, vomiting, constipation, low energy or muscle weakness. Terrosa may cause an increase in the amount of calcium in your blood or urine.
- have ever had bone cancer or if other cancers have spread (metastasised) to your bones.
- have certain bone disorder other than osteoporosis (including hyperparathyroidism). If you have a bone condition, tell your doctor.
- have had radiation therapy involving your bones.
- are pregnant or breastfeeding.
- are a child or a young adult who is still growing (open epiphyses).

Terrosa is a clear, colourless solution. Do not use Terrosa if there are solid particles in it or the solution is cloudy or coloured.

## Warnings

**In rats that were treated with teriparatide (rbe) for more than a quarter of their lifetime, teriparatide caused some rats to develop osteosarcoma, a bone cancer. The potential to cause osteosarcoma in rats was increased with higher doses and longer periods of treatment.**

Osteosarcoma in humans is a serious but very rare cancer. Osteosarcoma occurs in about 4 out of every million people each year.

**There is one report of osteosarcoma in a patient administered teriparatide (rbe) for 14 months. Due to the complex medical history, cause and effect between teriparatide (rbe) and osteosarcoma could not be established. At present, it is not known whether humans treated with teriparatide (rbe) would have an increased chance of getting osteosarcoma.**

You should discuss any safety concerns you have about the use of teriparatide (rbe) with your doctor.

## Check with your doctor if you:

- have any other medical conditions.
- take any medicines for any other condition.
- suffer from kidney stones or have had kidney stones.
- suffer from kidney problems (moderate renal impairment).
- have low blood pressure (hypotension).
- plan to become pregnant.

During treatment, you may be at risk of developing certain side effects. It is important you understand these risks and how to monitor for them. See additional information under Section 6. Are there any side effects?

Terrosa contains less than 1 mmol sodium (23 mg) in each dosage unit.

Some patients get dizzy or get a fast heartbeat after the first few doses of Terrosa. For the first doses, inject Terrosa in a place where you can sit or lie down right away if you get dizzy.

Before using the Terrosa Pre-Filled Pen, write down the batch (Lot) number and the first injection date on a calendar. The date of first injection should also be recorded on the outer carton of the Terrosa Pre-Filled Pen (see Section 4. How do I use Terrosa?).

### **Pregnancy and breastfeeding**

Check with your doctor if you are pregnant or intend to become pregnant.

Talk to your doctor if you are breastfeeding or intend to breastfeed.

Do not use Terrosa if you are pregnant or breastfeeding.

You should use effective methods of contraception during use of Terrosa if you are a woman of childbearing potential.

You should stop using Terrosa if you become pregnant.

### **Children and adolescents**

Terrosa should not be used in children and adolescents (aged less than 18 years).

## **3. What if I am taking other medicines?**

Tell your doctor or pharmacist if you are taking any other medicines, including any medicines, vitamins or supplements that you buy without a prescription from your pharmacy, supermarket or health food shop.

### **Some medicines may interfere with Terrosa and affect how it works.**

For example:

- digoxin or digitalis, a medicine used to treat heart disease may interact with teriparatide.
- diuretics (medicines used to help the kidneys get rid of salt and water by increasing the amount of urine produced, such as hydrochlorothiazide and frusemide).
- anti-coagulants (medicines used to prevent blood clotting).

You can take calcium or vitamin D supplements (or both) while you are using your medicine. You should discuss with your doctor how much calcium and vitamin D to take each day.

**Check with your doctor or pharmacist if you are not sure about what medicines, vitamins or supplements you are taking and if these affect Terrosa.**

## **4. How do I use Terrosa?**

Always use this medicine exactly as your doctor has told you. Check with your doctor or pharmacist if you are not sure.

- To help you remember to take your medicine, inject it at about the same time each day.
- Inject Terrosa each day for as long as your doctor prescribes it for you.
- Your doctor may advise you to take Terrosa with calcium or vitamin D supplements (or both).
- Use a new injection needle for each injection to prevent contamination.
- Never store your pre-filled pen with the needle attached.
- Never share your pre-filled pen with others.
- Check the expiry date (EXP) on the pre-filled pen label and that the solution is clear before using the pre-filled pen.
- Make sure there are at least 28 days left before the expiry date, when you first use the pre-filled pen.
- Write down the Lot number (Lot) and the date of first injection on a calendar or diary.
- Discard the pre-filled pen after 28 days of first use, even if you have not injected all of the contents.

### **How much to use**

- A fixed dose of 80 microlitres (20 micrograms) is given once a day by injection under the skin in the thigh or abdomen.
- Follow the "Instructions For Use" provided below.
- Use Terrosa until your doctor tells you to stop.
- You should not receive more than one teriparatide treatment course of 24 months over your lifetime.

**You will be required to sign your consent that you understand the 24 months lifetime limit.**

### **When to use Terrosa**

- An injection of Terrosa is given once a day.
- You can use Terrosa with or without food.

### **How to use Terrosa**

For correct use of this medicine, it is very important to closely follow the detailed "Instructions For Use" provided below.

## If you forget to use Terrosa

Terrosa should be used regularly at the same time each day. If you forget to use Terrosa at the usual time, use it as soon as you remember.

**If it is almost time for your next injection, skip the dose you missed and use your next dose when you are meant to.**

**Do not use a double dose to make up for the dose you missed.** Do not use more than one injection in the same day.

## If you use too much Terrosa

If you think that you have used too much Terrosa, you may need urgent medical attention.

You should immediately:

- phone the Poisons Information Centre (by calling 13 11 26), or
- contact your doctor, or
- go to the Emergency Department at your nearest hospital.

**You should do this even if there are no signs of discomfort or poisoning.**

The expected effects of overdose include nausea, vomiting, dizziness and headache.

## 5. What should I know while using Terrosa?

### Things you should do

Follow the instructions provided below. If the instructions are not followed, there are risks of incorrect medication, inaccurate dosage, disease transmission and infection.

Needles are not included with the pen. You may use Becton Dickson or Ypsomed's 29 to 31-gauge needles. Pen needles from other manufacturers can be used according to their stated compatibility details (diameter 0.25 mm to 0.33 mm and a length between 5 mm to 12.7 mm).

If you do not understand the "Instructions For Use", ask your doctor or pharmacist for help.

You should have your Terrosa injection shortly after taking it out of the fridge. Return immediately to the fridge after use.

Tell your doctor if you are about to have a blood test that you are taking Terrosa. This medicine can cause temporary increase in blood calcium level. If blood samples are taken, this needs to be done at least 16 hours after your last Terrosa injection.

If you are about to be started on any new medicine, remind your doctor and pharmacist that you are using Terrosa.

Keep all your doctor's appointments so that your progress can be checked. Your doctor may do some tests (like bone mineral density test and blood tests) to make sure the medicine is working and to prevent unwanted side effects.

Keep using your medicine even if you feel well.

**Call your doctor straight away if you:**

- have any health concerns.
- become pregnant while using this medicine.

Remind any doctor, dentist or pharmacist you visit that you are using Terrosa.

### Things you should not do

Do not stop using Terrosa before discussing it with your doctor.

### Driving or using machines

**Be careful before you drive or use any machines or tools until you know how Terrosa affects you.**

Some patients may feel dizzy after injecting Terrosa. If you feel dizzy, you should not drive or use machines until you feel better.

### Drinking alcohol

**Tell your doctor if you drink alcohol.**

### Looking after your medicine

Follow the instructions in the carton on how to take care of your medicine properly.

- Keep the pre-filled pen in its outer carton in the fridge at all times, where the temperature is 2°C to 8°C. Do not freeze.
- Handle your pre-filled pen with care. Do not drop the pen.
- **Before and after using** the Terrosa Pre-Filled Pen, it must be stored in the fridge, where the temperature is 2°C to 8°C. Do not freeze.
- Do not store your pre-filled pen with a needle attached as this may cause air bubbles to form.
- Put the pen cap on the pre-filled pen in order to protect from light.
- You can use Terrosa for up to 28 days after the first injection.
- Do not place the pre-filled pen close to the ice compartment of your fridge in order to prevent freezing. Do not use Terrosa if it is or has been frozen.

**Keep the Terrosa Pre-Filled Pen and needles where young children cannot reach it.**

### When to discard your pre-filled pen

- Each pre-filled pen should be properly disposed of after 28 days from the first use even if it is not completely empty.
- Always remove the needle from the pre-filled pen and dispose of them separately.

### Getting rid of any unwanted medicine

If you no longer need to use this medicine or it is out of date, take it to any pharmacy for safe disposal.

Do not use this medicine after the expiry date which is found on the carton of the pre-filled pen.

## 6. Are there any side effects?

All medicines can have side effects. If you do experience any side effects, most of them are minor and temporary. However, some side effects may need medical attention.

See the information below and, if you need to, ask your doctor or pharmacist if you have any further questions about side effects.

### Less serious side effects

Less serious side effects	What to do
<ul style="list-style-type: none"><li>• Feeling sick (nausea)</li><li>• Feeling faint</li><li>• Dizziness</li><li>• Tiredness</li><li>• Loss of energy</li><li>• Muscle cramps in the leg or back</li><li>• Pain in the muscles or joints</li><li>• Headache</li><li>• Rash</li><li>• Itching and hives</li><li>• Increased sweating</li><li>• Sleeplessness</li><li>• Discomfort or pain around injection site, such as redness of skin, swelling, itching, bruising or minor bleeding</li><li>• Pain in neck</li><li>• Vomiting</li><li>• Constipation</li><li>• Diarrhoea</li><li>• Disorder of the digestive system</li><li>• Tooth disorder</li><li>• Increase in blood levels of uric acid</li><li>• Rhinitis</li><li>• Increased coughing</li><li>• Pharyngitis</li><li>• Anaemia (low level of red blood cells; this can only be found when the doctor performs tests from time to time to check your progress)</li></ul>	<p><b>Speak to your doctor if you have any of these less serious side effects and they worry you.</b></p>

## Serious side effects

Serious side effects	What to do
<ul style="list-style-type: none"><li>• Kidney stones and increase in blood calcium</li><li>• Strong pain in the muscles and pain in the joints. Some patients have had severe back cramps or pain which led to admission into hospital</li><li>• Swelling in the face, mouth, hands, feet, legs, or other parts of your body (including breathlessness, chest pain, and anaphylaxis (a serious allergic reaction))</li><li>• Pneumonia</li><li>• Depression</li><li>• Confusion</li><li>• Changes in heart rate</li><li>• Breathlessness</li><li>• Chest pain</li><li>• High blood pressure</li><li>• Kidney impairment or failure</li></ul>	<p><b>Call your doctor straight away, or go straight to the Emergency Department at your nearest hospital if you notice any of these serious side effects.</b></p>

**Tell your doctor or pharmacist if you notice anything else that may be making you feel unwell.**

Other side effects not listed here may occur in some people.

## Reporting side effects

After you have received medical advice for any side effects you experience, you can report side effects to the Therapeutic Goods Administration online at [www.tga.gov.au/reporting-problems](http://www.tga.gov.au/reporting-problems). By reporting side effects, you can help provide more information on the safety of this medicine.

**Always make sure you speak to your doctor or pharmacist before you decide to stop taking any of your medicines.**

## 7. Product details

This medicine is only available with a doctor's prescription.

### What Terrosa contains

<b>Active ingredient (main ingredient)</b>	Teriparatide
<b>Other ingredients (inactive ingredients)</b>	Glacial acetic acid Mannitol Metacresol

	Sodium acetate trihydrate Hydrochloric acid Sodium hydroxide Water for injections
--	--

**Do not take this medicine if you are allergic to any of these ingredients.**

### What Terrosa looks like

Terrosa is a clear, colourless solution.

The 2.4 mL of solution which is enough for 28 doses is supplied in a 3 mL cartridge, pre-assembled in a pre-filled pen.

Terrosa is available in a pack of 1 or 3 pre-filled pens.

The Australian registration number is AUST R 405710.

Not all packs may be marketed.

### Who distributes Terrosa?

Gedeon Richter Australia Pty Ltd  
Suite 902/15 Blue Street  
North Sydney NSW 2060  
AUSTRALIA

Phone: 1300 GEDEON (1300 433 366)

® = Registered Trademark

This leaflet was prepared in July 2024.

## **INSTRUCTIONS FOR USE**

### **Important information**

This Terrosa Pre-Filled Pen is for administering a daily fixed dose of 80 microlitre Terrosa solution for injection to treat osteoporosis.

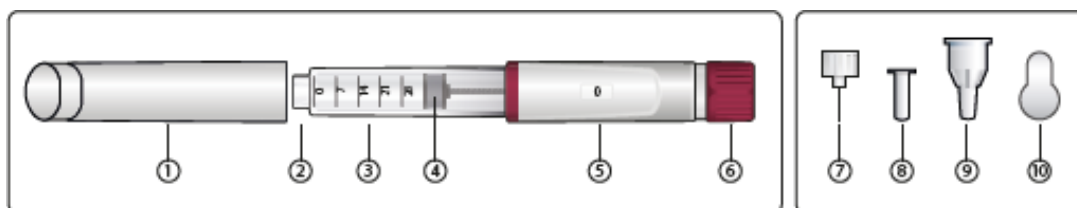
**Your pre-filled pen contains 28 doses.**

There is no possibility to set a dose other than 80 microlitre.

If you cannot set the 80 microlitre dose, your pre-filled pen is nearly empty.

 **Terrosa Pre-Filled Pen is not refillable, do not use after 28 doses.**

### **Guide to parts**



- ① Cap
- ② Needle connector
- ③ Cartridge holder
- ④ Cartridge plunger
- ⑤ Display window
- ⑥ Dose setting knob
- ⑦ Pen needle
- ⑧ Inner needle shield
- ⑨ Outer needle cap
- ⑩ Peel-off seal

Pen needle is not included in the pen packaging. The pen needle needs to be attached before using the pen (see step 1/c).

### **Before you start**

Before starting to use your new Terrosa Pre-Filled Pen, please **read these instructions all the way through**. Follow the directions carefully when using the pre-filled pen. Also read the package leaflet provided.

**Write down your first injection date on a calendar.**

 **Do not share your pen or your needles as this may carry the risk of transmitting infectious agents.**

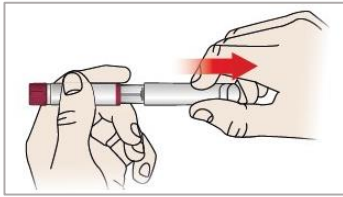
 **Wash your hands before every injection.**

 **Do not use your Terrosa Pre-Filled Pen if it is damaged or if you have any doubts about its correct use.**

Prepare everything you need: • Alcohol swabs • The pre-filled pen • A pen needle

## 1. PREPARING YOUR PEN

### 1/a Remove pen cap



- Remove pen cap ① by pulling off.

### 1/b Check the medicine

- Check the Terrosa Pre-Filled Pen label to make sure you have the correct medicine and that it has not expired.



**Do not use your Terrosa Pre-Filled Pen if:**

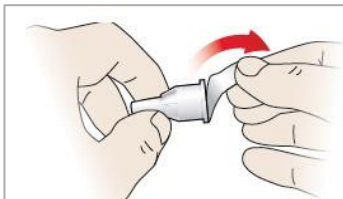
- the pen is damaged.
- the solution is cloudy, coloured or contains particles.

### 1/c Attach needle

- Take a new pen needle for each injection, and only use pen needles recommended in section “Compatible pen needles” on the back page of this “Instructions For Use”.



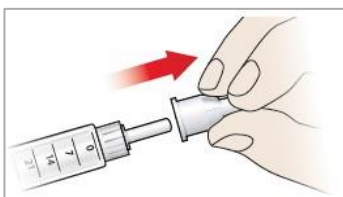
**Do not use the pen needle if the peel-off seal is damaged or loose – dispose of damaged needle in appropriate sharps container and take another one.**



- Remove the peel-off seal ⑩.



- Press the needle onto the tip of the pen and **screw on** until firmly attached.

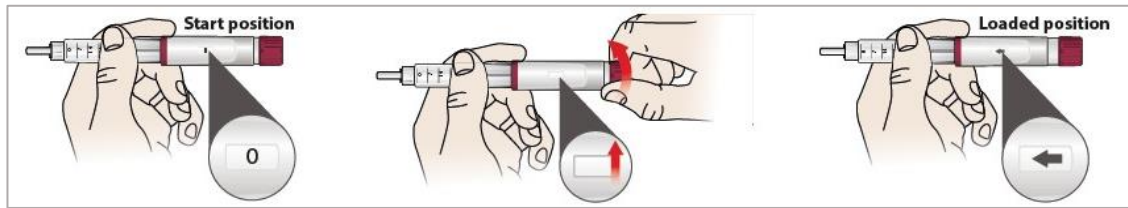


- Pull the outer needle cap ⑨ away and **keep it safe** as you will need it to remove the needle later. Keep the inner needle shield ⑧ on the needle to avoid accidental needle stick injuries.

## 2. INJECTION

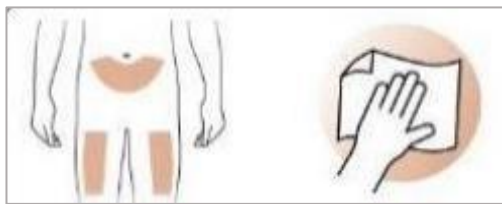
### 2/a Set dose

Your pre-filled pen contains 28 fixed doses of 80 microlitres. This fixed dose should be set for every daily injection.

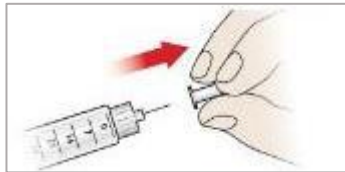


- Turn the dose setting knob ⑥ until the display window ⑤ shows an arrow symbol and the knob is locked – You should hear a click sound when the dose is correctly set.
- The arrow sign means that the fixed daily dose is set and the pen is ready for injection.
- If you cannot set the dose the pre-filled pen is nearly empty. Use another pre-filled pen.

### 2/b Choose injection site

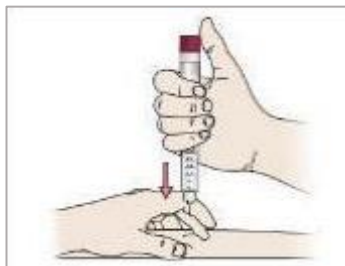


- Use your abdomen or upper thigh for injection. Prepare your skin as recommended by your doctor.
- **Clean the chosen area with an alcohol wipe.**



- Carefully pull away the inner needle shield ⑧ and dispose of it immediately.

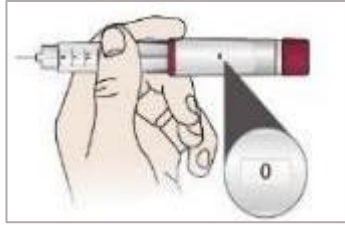
### 2/c Deliver dose



- Gently hold a skin fold between the thumb and index finger. Insert the needle straight and gently into the skin.



- Press the dose setting knob ⑥ down as far as it will go and **keep it pressed** for at least **6 seconds** to ensure that the full dose is delivered – You will hear a click sound when start pressing the knob, which is normal.



- Pull out the pen slowly.

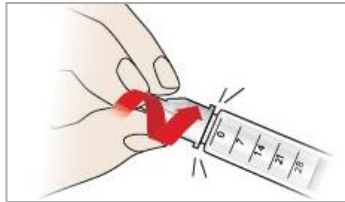
 **Important: Check if the display shows '0'.**

### 3. AFTER INJECTION

#### 3/a Remove needle

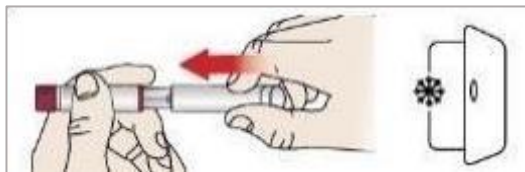


- Carefully push the outer needle cap ⑨ back onto the pen needle (7)⑦.



- Grip the outer needle cap ⑨ and unscrew the pen needle ⑦.
- Always dispose of pen needles safely using a sharps container or as advised by your doctor.

#### 3/b Storing your pre-filled pen



- Put the pen cap ① back on the pen.
- Put the pre-filled pen back into the refrigerator between 2°C and 8°C immediately after use.

#### 3/c Disposal of the pre-filled pen



When you need to dispose of your pre-filled pen after 28 days of use, do so carefully, and as described in section “**Disposal of Terrosa Pre-filled Pen and used needles**” on the back page of this “Instructions For Use”.

turn over 

## Troubleshooting

Follow the instructions given in the table if you have any questions regarding the use of Terrosa Pre-Filled Pen:

Problem	Solution
1. Small air bubbles are visible in the cartridge.	A small air bubble will not affect the dose or cause any harm.
2. Needle cannot be attached.	Use another needle instead.  If the second needle cannot be attached either, contact Gedeon Richter Australia Medical Information at 1300 GEDEON (1300 433 366).
3. Needle is broken/curved/kinked.	Use another needle instead.
4. If accidentally tried to inject without a needle attached	Attach a needle. You will observe some drops coming out. The pen is now again ready for use. Set the dose and inject.
5. The dose setting knob cannot be turned up to the arrow sign.	The amount of medicine left in the Terrosa Pre-Filled Pen is less than 80 microlitres. Use a new Terrosa Pre-Filled Pen.
6. Display does not return to '0' position after injection.	Do not repeat the injection on the same day. Use a new needle and do the injection on the following day.  If the display still does not return to '0' position after injection, do not use this pen; contact Gedeon Richter Australia Medical Information at 1300 GEDEON (1300 433 366).
7. Spillage from pen is observed.	Do not use this pen; contact Gedeon Richter Australia Medical Information at 1300 GEDEON (1300 433 366).

### Additional important information

- The Terrosa Pre-Filled Pen contains **28 daily doses of fixed 80 microlitres** Terrosa solution for injection to treat osteoporosis.
- Do not transfer the medicine into a syringe.
- Use your Terrosa Pre-Filled Pen only as prescribed by your doctor, in this "Instructions For Use" and the package leaflet.
- Use a new needle for each injection.
- The Terrosa Pre-Filled Pen can be used by self-injecting patients above the age of 18 years, healthcare professionals, or third parties such as, for instance, adult relatives.
- The Terrosa Pre-Filled Pen must not be used by blind or visually impaired patients without help from a trained able-bodied person. Consult your doctor in the case of hearing or handling problems.

If you have any questions concerning the use of the Terrosa Pre-Filled Pen, please contact Gedeon Richter Australia Medical Information (telephone number: 1300 GEDEON (1300 433 366); email: [medinfo@gedeonrichter.com.au](mailto:medinfo@gedeonrichter.com.au)).

### Compatible pen needles

- Clickfine pen needle 29 to 31 gauge (diameter 0.25 mm to 0.33 mm) and 12, 10, 8 or 6 mm length.
- Becton Dickson Micro-Fine pen needle 29 to 31 gauge (diameter 0.25 mm to 0.33 mm) and 12.7, 8 or 5 mm length.

### Storage and care of Terrosa Pre-Filled Pen

- Do not store the Terrosa Pre-Filled Pen with a needle attached as this may cause air bubbles to form in the cartridge.
- Transport and store your Terrosa Pre-Filled Pen at temperatures between 2°C to 8 °C.
- Do not store your Terrosa Pre-Filled Pen in the freezer. Do not place Terrosa Pre-Filled Pen close to the ice compartment of your fridge in order to prevent freezing. If the medicine has been frozen, throw it away and use a new Terrosa Pre-filled Pen.

- Store your Terrosa Pre-Filled Pen and pen needles out of reach of children.
- Do not use your Terrosa Pre-Filled Pen if it is damaged or if you have any doubts about its correct functioning.

**Disposal of the Terrosa Pre-Filled Pen and used needles**

- Dispose of the Terrosa Pre-Filled Pen **28 days** after first use.
- Before disposing of the Terrosa Pre-Filled Pen, always remove the pen needle.
- Put used needles in a sharps container or a hard plastic container with a secure lid. Do not throw needles directly into your household waste.
- Do not recycle the filled sharps container.
- Ask your doctor or pharmacist about options to dispose of the pen and the sharps container properly.
- The directions regarding needle handling are not intended to replace local, healthcare professional, or institutional policies.

This Instructions for Use was last revised in July 2024.