






Ophthalmic presentations and triage categories

 Category 1 Immediate	 Category 2 Emergency	 Category 3 Urgent	 Category 4 Semi-urgent	 Category 5 Non-urgent
N/A	<ul style="list-style-type: none"> ■ Acid or alkali splash to eye – requiring irrigation ■ Suspected endophthalmitis post-eye procedure (post-cataract, post-intravitreal injection), sudden onset pain, blurred vision and red eye ■ Penetrating eye injury ■ Severe eye pain 	<ul style="list-style-type: none"> ■ Acute visual disturbance ■ Moderately severe eye pain 	<ul style="list-style-type: none"> ■ Eye inflammation or foreign body – normal vision ■ Moderate eye pain 	<ul style="list-style-type: none"> ■ Normal vision ■ No eye pain

Sources:

Australasian College for Emergency Medicine. Guidelines on the Implementation of the Australasian Triage Scale in Emergency Departments. ACEM, 2023. [acem.org.au/getmedia/51dc74f7-9ff0-42ce-872a-0437f3db640a/G24_04_Guidelines_on_Implementation_of_ATS_Jul-16.aspx](https://www.acem.org.au/getmedia/51dc74f7-9ff0-42ce-872a-0437f3db640a/G24_04_Guidelines_on_Implementation_of_ATS_Jul-16.aspx) [Accessed January 2024].

NSW Agency for Clinical Innovation. The eye emergency manual. NSW Department of Health, 2009: North Sydney. [aci.health.nsw.gov.au/networks/ophthalmology/eye-emergency-manual](https://www.aci.health.nsw.gov.au/networks/ophthalmology/eye-emergency-manual) [Accessed July 2023].