

MedicineWise app guide for downloading data

You can now download your data from the MedicineWise app

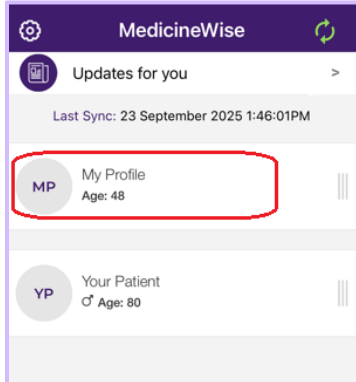
Some data will appear in pdf format, and some will appear in an excel .csv file.

Your Medicines list and Medicines activity log will appear in pdf format, while your Health Professional list, Personal details, Test results, Notes, Health Conditions, Allergies and Reactions details will appear in the excel .csv file format.

Additionally, you can download your Test results individually or in one complete file.

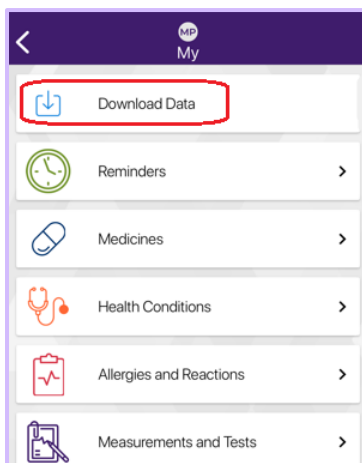
To Download your Data:

- Login to your account and tap on your patient profile:



You will see a new section - *Download Data*

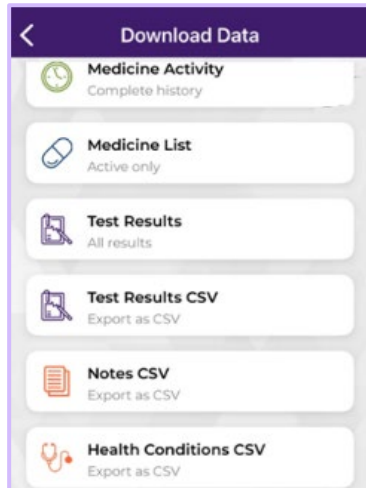
- Tap on Download Data



The Download Data module will appear with a list of report options

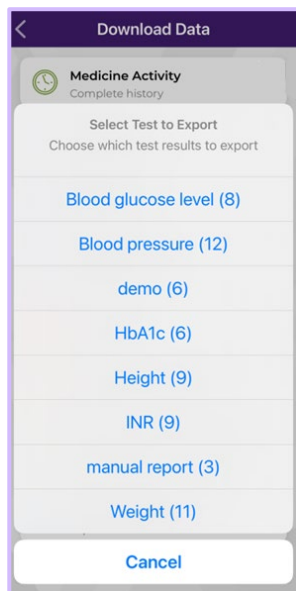
- Select the report you wish to Download from the list, by tapping on the tile.

When you tap on the tile the selected report will automatically be created and attached to an email.



If you Select Test Results instead of Test Results CSV, you will be able to download the data for each report separately.

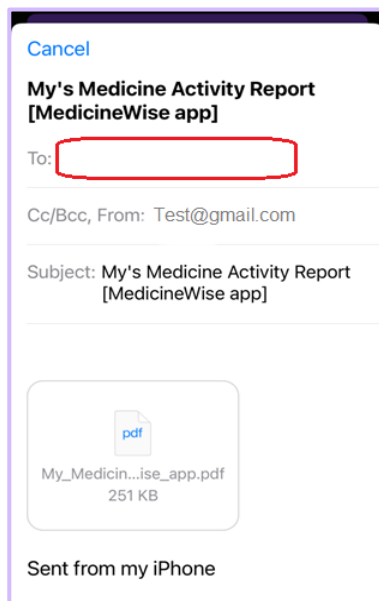
Note: The number in the parenthesis is the number of individual entries previously entered by you for each test result.



- *Tip: If you have generated an excel .csv report and have it open, then request a new report, the new report will not open until you have closed the original report.*

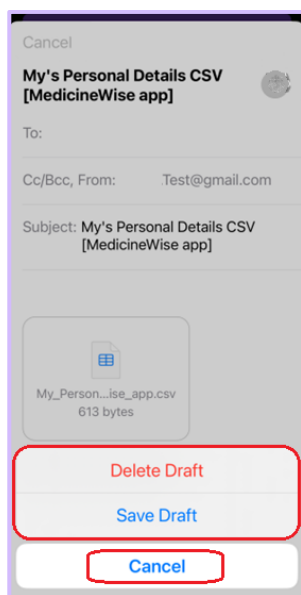
Once you tap on the report type an email form will be generated automatically with report attached. You can email this to yourself or someone else.

- You will need to type in the To: address and this will activate the send icon (turning it from a grey circle to blue circle with an arrow).
- Once activated, tap the blue Send icon



If you decide you don't wish to send the report,

- Tap Cancel in the top left-hand corner of the email screen



A pop-up window will appear asking if you wish to delete the draft or save the draft. Cancel will cancel the request and return you to the email page.

Once you have downloaded and sent your reports, tap the white back arrow < in the top banner to return to the profile page.