

**AUSTRALIAN COMMISSION  
ON SAFETY AND QUALITY IN HEALTH CARE**

TRIM 24380

# **NIMC User Guide**

**July 2014**

**© Commonwealth of Australia 2009**

This work is copyright. It may be reproduced in whole or in part for study or training purposes subject to the inclusion of an acknowledgement of the source. Requests and inquiries concerning reproduction and rights for purposes other than those indicated above requires the written permission of the Australian Commission on Safety and Quality in Health Care, GPO Box 5480 Sydney NSW 2001 or [mail@safetyandquality.gov.au](mailto:mail@safetyandquality.gov.au)

**Suggested citation**

Australian Commission on Safety and Quality in Health Care (2009), *National Inpatient Medication Chart User Guide*. ACSQHC, Sydney.

**Acknowledgment**

Many individuals and organisations have freely given their time, expertise and documentation to develop the *NIMC User Guide*. In particular, the Commission wishes to acknowledge the work of Queensland Health for its original work in medication chart standardisation. The Commission wishes to acknowledge members of its Health Services Medication Advisory Group (formerly the National Inpatient Medication Chart Oversight Committee) for their significant contribution to this document. Finally, the Commission acknowledges all the users of the NIMC that suggest improvements and participate in audits, all of which contribute to maintenance of the *NIMC User Guide*. The involvement and willingness of all concerned to share their experience and expertise is greatly appreciated.

## Table of contents

|  |           |
|--|-----------|
| <b>Introduction</b>  | <b>4</b>  |
| <b>1. Purpose of the NIMC</b>  | <b>5</b>  |
| <b>2. NIMC versions</b>  | <b>6</b>  |
| <b>3. General instructions</b>   | <b>8</b>  |
| 3.1 General requirements   | 8         |
| 3.2 Writing orders   | 8         |
| 3.3 Abbreviations, symbols and terminology   | 8         |
| 3.4 Essential prescribing requirements   | 8         |
| 3.5 Essential administration requirements  | 9         |
| 3.6 Pharmacy   | 9         |
| <b>4. Establishing patient ID, previous ADRs and other clinical information</b>  | <b>10</b> |
| 4.1 Patient identification   | 10        |
| 4.2 Patient weight and height  | 10        |
| 4.3 Patient location   | 11        |
| 4.4 NIMC numbering   | 11        |
| 4.5 Additional charts  | 11        |
| 4.6 Allergies and ADR alert  | 12        |
| 4.7 ADR alert sticker  | 13        |
| <b>5. Recording medication history</b>   | <b>14</b> |
| 6.1 Medicines taken prior to presentation to hospital  | 14        |
| <b>6a. Medicine orders: Once only and nurse initiated medicines and pre-medicines</b>  | <b>16</b> |
| 6a.1 Once only and nurse initiated medicines and pre-medications   | 15        |
| <b>6b. Medicine orders: Telephone orders</b>   | <b>18</b> |
| 6b.1 Telephone orders  | 18        |
| <b>6c. Medicine orders: Dedicated regular medicine</b>   | <b>19</b> |
| 6c.1 Variable dose medicines   | 19        |
| 6c.2 Venous thromboembolism prophylaxis  | 20        |
| 6c.3 Warfarin  | 22        |
| 6c.4 Warfarin education record (anticoagulant education record)  | 23        |
| <b>6d. Medicine orders: Regular medicine</b>   | <b>24</b> |
| 6d.1 Regular medicine order  | 24        |
| 6d.2 Pharmaceutical review   | 25        |
| 6d.3 Discharge supply  | 25        |
| Further information<br>a) Limited duration medicines<br>b) Ceased medicines<br>c) Slow release medicines<br>d) Reasons for not administering | 26        |
| <b>6e. Medicine orders: PRN (as required)</b>  | <b>28</b> |
| 6e.1 PRN order   | 28        |
| Further information<br>a) Max PRN dose/24 hrs<br>b) Multiple route orders<br>c) Prescribing PRN opioids                                      | 28        |
| <b>7. Paediatric NIMCs: Additional safety features</b>   | <b>31</b> |
| 7.1 Patient weight, date, height and body surface area   | 27        |
| 7.2 Gestational age at birth   | 27        |
| 7.3 Dose calculation   | 27        |
| 7.4 Administration of medicines  | 27        |
| <b>8. Appendices</b>   | <b>24</b> |
| Appendix A: NIMC resources   | 28        |
| Appendix B: Guidelines for administering and withholding medicines   | 36        |
| Appendix C: Ordering oral and enteral nutritional supplements on the NIMC  | 37        |
| Appendix D: NIMC (GP e-version) User Guide   | 38        |
| Appendix E: Version control  | 42        |

## Introduction

The NIMC (National Inpatient Medication Chart) is a standardised tool for communicating patient medication information consistently between health professionals. It is based on standardised processes for medicines prescribing, dispensing, administering and reconciling in health service organisations.

A national, standard medication chart ensures that health professionals are familiar with the layout of the chart and the safe medication management principles on which it is based no matter where they practice.

Use of the NIMC is mandatory for all Australian public and private health service organisations including day procedure services. The evidence-based principles that guided development of the NIMC are applicable to all healthcare settings.

Because it is national standard, the NIMC is incorporated into health professional under-graduate curricula and into safe medication management competency frameworks and materials. Health professionals are familiar with the NIMC from their first day in practice.

The NIMC reflects best practice and is evidence-based. It is designed to assist health professionals improve the safety and quality of medication management. It is also intended as a tool to minimise the risk of adverse medication events.

### Consistent documentation allows accurate interpretation of orders

Research shows that many adverse events reported in Australian health service organisations are associated with medicines. Research also demonstrates that standardisation and improvements to medication chart design can improve the safety of medication processes. The NIMC was developed by a group of health care professionals (including public and private sector nursing, medical and pharmacy staff) from states and territories across Australia and who were often involved in similar medication chart standardising projects within their own health service organisations.

Australian Health Ministers required a common inpatient medication chart to reduce the incidence of preventable patient harm by standardising and consistently documenting medicines. As demonstrated in the Commission's 2008 *NIMC Quality Improvement Project* and subsequent NIMC national audits, the NIMC is used widely in healthcare facilities nationally and reduces key risks of prescribing and administration error.

### Nationally maintained support materials

The NIMC is supported by a large range of nationally consistent and maintained resources. These include resources for health professional education, guidance on use of the NIMC and NIMC auditing resources. A full list of the NIMC supporting resources is available at Attachment A of this document.

### Use exceptions

The NIMC is not designed for charting and recording administration of oral or enteral nutritional supplements. See Appendix C for additional information on this issue.

### Electronic medication management systems

The NIMC represents national agreement on standardised presentation and communication of medication information and the processes which underpin them. It is a sound basis for future electronic medication management initiatives. The Commission encourages safe implementation of electronic systems to improve medication safety and quality and works with other national organisations to achieve a nationally consistent approach to it.

*Electronic Medication Management Systems: A Guide to Safe Implementation (2<sup>nd</sup> Edition)* was produced by the Commission and the National E-Health Transition Authority to assist health service organisations specify and implement electronic medication management systems (EMMS) safely. It is intended to:

- reduce expensive and inefficient duplication of effort specifying EMMS and planning for implementation
- optimise the safety and effectiveness of EMMS implementation
- minimise the danger of poorly designed or resourced EMMS implementation.

In addition, there is a supplement to the guide which provides analysis of issues to be considered when incorporating specialist functions into EMMS such as infusions, chemotherapy, renal dialysis and paediatrics. Finally, a template EMMS implementation plan is available which health service organisations can use as the base planning document for electronic medication management system implementation.

All the resources are available from the Commission web site at [www.safetyandquality.gov.au/our-work/medication-safety/electronic-medication-management-systems/](http://www.safetyandquality.gov.au/our-work/medication-safety/electronic-medication-management-systems/)

# 1. Purpose of the NIMC

The NIMC is a suite of nationally standard medication charts, both paper and electronic, that present and communicate information consistently between healthcare professionals providing care to patients on the intended use of medicines for an individual patient.

Its purpose is to reduce the risk of prescribing, dispensing and administration error by health professionals through standardised presentation of information on the intended use of medicines for an individual patient, and through standardised presentation of medicines information in all high risk healthcare settings.

## **NIMC use mandated requirement for accreditation**

Use of the NIMC is a mandatory requirement for health service organisations seeking accreditation against National Safety and Quality Health Service (NSQHS) Standard 4 Medication Safety.

Medication management in health service organisations should also accord with other NSQHS Standards including NSQHS Standard 5 Patient Identification and Procedure Matching.

The requirement on health service organisations is to use relevant NIMCs which have been agreed nationally and which incorporate the NIMC elements and layouts.

Electronic medication management systems are required to incorporate the full range of NIMC safety features as a minimum.

Non-conforming medication charts:

- will not be verifiable for accreditation purposes
- cannot be audited through use of the NIMC Audit System
- are not reflected in any nationally maintained support materials including education resources
- may create medico-legal risks for health service organisations in the event of patient harm related to medication misadventure.

## **Managing the NIMC locally**

The NIMC can be managed locally by health service organisations. The NIMC Local Management Guidelines provide detailed guidance on the scope of changes to the NIMC which can be authorised at local levels (i.e. state / territory, private health service chain / local hospital network and individual health service organisation). It describes the process for managing NIMC issues which cannot be managed locally and which need to be referred to the national level for consideration. The NIMC Local Management Guidelines are available at [www.safetyandquality.gov.au/wp-content/uploads/2012/02/NIMC-Local-Management-Guidelines12.pdf](http://www.safetyandquality.gov.au/wp-content/uploads/2012/02/NIMC-Local-Management-Guidelines12.pdf)

## 2. NIMC versions

The NIMC is a suite of standard medication charts in both paper-based and electronic formats. Use of the NIMC is mandatory and can be demonstrated by implementation and use of one, or more, of the following NIMC versions. Charts are available in formats designed for private health services.

All versions of the NIMC are available from the Commission web site in low and high resolution PDF files and in design files.

|  |
|--|
| <b>1. NIMC (acute)</b>   |
| The NIMC (acute) is a medication chart designed for patients in acute care. It is used across health service organisations in medical and surgical wards, emergency departments and intensive care units. The NIMC (acute) available on the Commission web site has 10.5 days of administration although the number of administration days may be varied locally.  |
| <b>2. NIMC (long-stay)</b>   |
| The NIMC (long-stay) is designed for long-term, stable adult patients in acute care. For example, the NIMC (long-stay) may be suitable for patients in spinal units and rehabilitation units. The NIMC (long-stay) available on the Commission web site has 28.5 days of administration although the number of administration days may be varied locally.  |
| <b>3. NIMC (paediatric) and NIMC (paediatric long stay)</b>  |
| In 2008, Australian Health Ministers endorsed paediatric versions of the NIMC (acute) and NIMC (long stay). The paediatric NIMCs have additional features to improve prescribing safety for paediatric inpatients including neonates. These charts should be used for all children aged 12 years and less. Use of the safety features specific to the paediatric NIMCs is outlined in Section 7 of this guide. Unless otherwise indicated, all other guidance in this document is relevant to the paediatric NIMCs.  |
| <b>4. NIMC in private health service organisations</b>   |
| Private health service organisations often face a unique challenge in relation to safe medication charting. The Pharmaceutical Benefits Scheme requires separate, signed prescriptions for each medication order and pharmacy arrangements often require separate paper-based orders for dispensing. Private health service organisation versions of the NIMCs include the same design and safety features but incorporate tear away sections for pharmacy orders and Medicare Australia claiming purposes.  |
| <b>5. NIMC (GP e-version)</b>  |
| General practitioners who prescribe for inpatients (usually in rural and remote health service organisations) need to issue medicine orders in NIMC compliant formats. To accommodate this requirement, the NIMC (GP e-version), a four A4 page version, was developed for incorporation in general practice electronic prescribing software. This allows general practitioners to print out medicine orders for inpatients in the NIMC (acute) format and permits recording of inpatient medicines administration using the standard NIMC process. Additional advice on use of the NIMC (e-version) forms Attachment D to this guide. |
| <b>6. NIMC (day surgery)</b>   |
| The NIMC (day surgery) is a two-side A4 medication chart which has no regular medicine order spaces. It incorporates standard NIMC features as well as features suitable for day procedure services: <ul style="list-style-type: none"><li>• IV fluid administration</li><li>• VTE risk assessment section without prophylaxis ordering</li></ul>  |

## **7. NIMC (clozapine titration)**

NIMC (clozapine titration) is intended to be used as a record of the prescribing, monitoring and administration of clozapine titration for adult patients. It is used in conjunction with the NIMC (acute) or NIMC (long-stay) or the private health service organisation versions of them.

When clozapine is used for maintenance treatment, the NIMC (acute) or NIMC (long-stay) or private health service organisation versions should be used.

Guidance on the use of the NIMC (clozapine titration) is available in a separate document to the NIMC User Guide.

A private health service organisation version of the NIMC (clozapine titration) is expected to be available in late 2013.

## **8. NIMC (subcutaneous insulin)**

In May 2013, a national subcutaneous insulin chart was being piloted by health service organisations nationally and was expected to be mandated for use in 2014.

The chart combines Blood Glucose Level recording and monitoring with insulin ordering and recording of administration.

During the implementation phase, guidance on use of the NIMC (subcutaneous insulin) will be available in a separate document to the NIMC User Guide.

In addition, there are standard documents for recording medicines administration and medication history.

## **9. National Interim Residential Medication Administration Chart**

The National Interim Residential Medication Administration Chart is designed for residential aged care facilities to record administration of discharge medicines accompanying residents returning from hospital.

## **10. National Medication Management Plan**

The national Medication Management Plan (MMP) provides health service organisations with a standardised form that can be used by nursing, medical, pharmacy and allied health staff to improve the accuracy of information recorded on admission and available to the clinician responsible for therapeutic decision making.

A standardised form to record the medicines taken prior to presentation at the health service organisation and used for reconciling patients' medicines on admission, intra-health service transfer and at discharge is considered essential for the medication reconciliation process. The national MMP provides Australian health service organisations with a form designed specifically for these purposes. The national MMP is designed for use in adult and paediatric patients.

## 3. General instructions

### 3.1 General requirements

- All prescribers must order medicines for inpatients consistent with state or territory health regulations.
- The NIMC is to be completed for all patients and placed at the foot of the bed unless ward/unit procedures state otherwise.
- All medicines should be reviewed regularly to identify potential drug interactions and to discontinue medicines that are no longer required.
- Specific ordering charts may be required for specialised medicine orders such as insulin, intravenous fluids, anticoagulants, parenteral cytotoxic and immunosuppressive agents, epidural and regional infusion and patient-controlled analgesia.

### 3.2 Writing orders

#### All orders are to be written legibly in ink

- No matter how accurate or complete an order is, it may be misinterpreted if it cannot be read.
- Water soluble ink (e.g. fountain pen) should not be used.
- Black ink is preferred.
- A medicine order is valid only if the prescriber enters all the required items.
- All information, including medicine names, should be **printed**.
- No erasers or “whiteout” can be used. Orders **MUST** be rewritten if **any** changes are made, especially changes to dose and/or frequency.

### 3.3 Abbreviations, symbols and terminology

Australia has agreed national standards for terminology, abbreviations and symbols used in the prescribing and administration of medicines. It provides:

- Principles for consistent prescribing terminology
- A set of recommended terms and acceptable abbreviations
- A list of error-prone abbreviations, symbols and dose designations that have a history of causing error and must be avoided.

Recommendations for Terminology. Abbreviations and Symbols used in the Prescribing and Administration of Medicines is available from the Commission web site.

### 3.4 Essential prescribing requirements

#### a) Date

The date that the medicine order was written should be entered. It is not the date that the medicine was originally ordered. The prescriber will need to locate the original order date if required.

#### b) Generic (active ingredient) medicine name

Because there may be several brands of one agent available, the generic name should be used if possible unless combination preparations are being ordered e.g. Movicol. Generally the pharmacy department will stock and supply only one brand of each generic medicine.

#### c) Route

Only commonly used and understood abbreviations should be used to indicate the route of administration.

Generally, medicine orders should be for one route only. However, local requirements may indicate other practice. Health services should be aware of risks associated with medicine orders with multiple routes of administration. A health service-specific list of exceptions to the general rule should be determined in conjunction with the health service's drug and therapeutics committee or equivalent and appropriate risk mitigation strategies put in place.

#### d) Dose

Doses must be written using metric and Arabic e.g. 1,2,3, etc. systems. **Never** use Roman numerals e.g. i, ii, iii, iv, etc. Acceptable abbreviations are listed below.

Always use zero (0.) before a decimal point e.g. 0.5g otherwise the decimal point may be missed. However if possible it is preferable to state the dose in whole numbers, not decimals e.g. write 500mg instead of 0.5g or write 125microgram instead of 0.125mg.

Never use a trailing zero (.0) as it may be misread if the decimal point is missed e.g. 1.0 misread as 10.

Do not use U or IU for units because it may be misread as zero. Always write **units** in full.

Also see Section 8.3 for paediatric NIMCs.

**Note:** In the case of liquid medicines, the strength and the dose in milligrams or micrograms (not millilitres) must always be specified e.g. morphine mixture (10mg/mL) Give 10mg every 8 hours

**Note:** The ward/clinical pharmacist will clarify when the strength supplied is different from that ordered e.g. for 10mg the pharmacist may write 2 x 5mg tablets or for 25mg the pharmacist may write half a 50mg tablet.

**e) Frequency and administration times**

The prescriber ordering a regular medicine **must** enter the frequency and administration time(s) when writing the order. This will prevent errors where the person administering the order misinterprets the frequency and writes down the wrong times. If these details are not entered, the dose may not be administered by nursing staff.

Times should be entered using the 24 hour clock which is the universal standard.

Medicines should be administered according to the **Recommended Administration Times** unless they must be given at specific times (e.g. some antibiotics, with/before food) or, as in the case of young children with variable meal and sleep schedules, a specific schedule is required.

If necessary, the ward/clinical pharmacist or nurse will clarify the administration time to correctly administer the drug (e.g. in relation to food) and annotate the NIMC to indicate it has occurred.

**f) Indication**

Most NIMC order spaces require the prescriber to document the indication. Indication is critical clinical information for other health professionals involved in medicines management. It allows the order to be reviewed in the context of why the medicine was prescribed, reducing the risk of misinterpretation of the order e.g. medicines with look-a-like names or incorrect doses and for medicines which have different doses for different indications.

**g) Prescriber Signature and Print Name**

The signature of the prescriber must be written to complete each medicine order. For each signature (prescriber), their name must be written in print at least once on that medication chart.

Private health service NIMC versions generally require a prescriber number as well.

**3.5 Essential administration requirements**

Accurately recording medicines administration is a critical part of safe medication management and can reduce the risk of medication error through inadvertent under or over-dosing.

Those administering medicines also play an important role in identifying prescribing and dispensing errors before they reach the patient. Always remember the following safety checking list:

- **Right medicine** (that matches the order and the patient's condition)
- **Right dose** (that matches the order and is safe for the patient)
- **Right route** (that matches the order and is appropriate for the medicine and the patient)
- **Right time** (that matches the order and its frequency and administration time directions)
- **Right patient** (that matches the patient ID on the NIMC, the label on the dispensed medicine and is confirmed by the patient using three identifiers is possible).

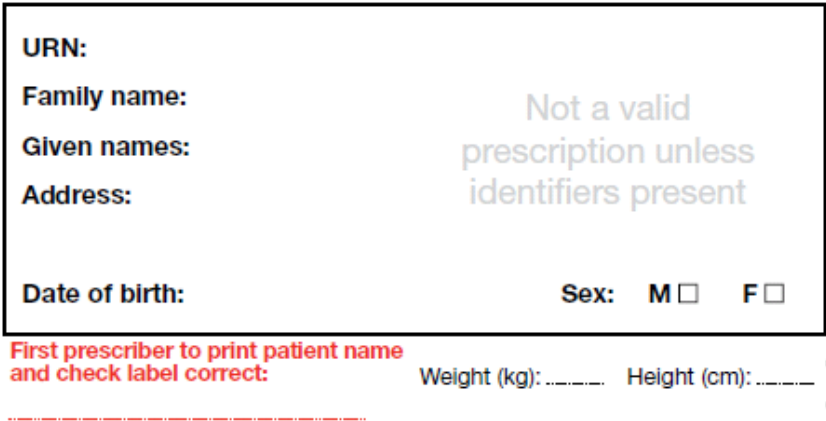
**3.5 Pharmacy**


NIMC medicine order spaces generally have a space for use by the ward/clinical pharmacist to clarify the order, indicate source of supply or provide administration instructions.

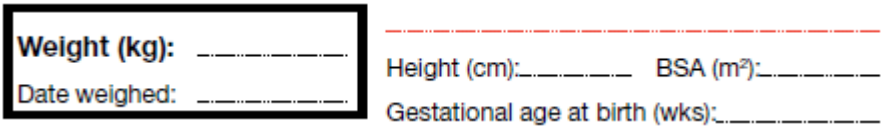
Annotations in the space can include:

|                |  |
|----------------|--|
| <b>I</b>       | Medicines available on imprest   |
| <b>S</b>       | Non-imprest items that will be supplied and labelled for individual use from the pharmacy  |
| <b>Pts own</b> | Medicines brought in by the patient that have been checked by the pharmacist and confirmed to be acceptable for use during the patient's admission |
| <b>CD, S8</b>  | Schedule 8 medicine (stored in CD cupboard)  |
| <b>Fridge</b>  | A medicine that is stored in the refrigerator  |

## 4. Establishing patient ID, previous ADRs and other clinical information

|  |  |
|--|--|
| <b>4.1</b>   | <b>Patient identification</b><br>Found on all NIMCs  |
|  | <b>Purpose</b><br>To establish the patient's identity before prescribing commences   |
| <b>Affix patient identification label here and overleaf</b>                        |  |
|  |  |
| <b>Figure above shows the NIMC identification section</b>                          |  |
|  | <b>Use</b> <ul style="list-style-type: none"> <li>Adhere a patient identification label in the space provided or hand write the <b>patient name, UR number, date of birth</b> and <b>gender</b> written in <b>legible print</b>.</li> <li>The first prescriber must check the patient's identity and print the patient's name to document confirmation. This should occur on the front and back page where ID labels are adhered.</li> <li>Medicine orders should not be administered if the prescriber does not document the patient identification.</li> </ul> |
|  | <b>Risk addressed</b><br>Not correctly identifying patients can result in missed and incorrect doses.<br>Using three approved patient identifiers to establish patient identity satisfies NSQHS Standard 4.  |

|  |   |
|--|---|
| <b>4.2</b>   | <b>Patient weight and height</b><br>Found on all NIMCs with additional information required in NIMC (paediatric) and NIMC (paediatric long-stay)  |
|  | <b>Purpose</b><br>To ensure patient weight and height are available at the point of prescribing as it is important clinical information and vital for confirming doses of certain medicines                             |
|  |   |
| <b>Figure above shows the NIMC weight and height recording section.</b>              |   |
|  | <b>Use</b><br>Write patient weight and height in the space provided.<br>For the NIMC (paediatric) and NIMC (paediatric long-stay), also write when weight was measured, body surface area and gestational age at birth. |

|  |  |
|--|--|
|  | <p><b>Risk addressed</b></p> <p>Weight is important clinical information for correctly prescribing some medicines and for at risk patients such as paediatric patients and patients with renal impairment.</p> |
|  |  <p>Figure above shows the NIMC (paediatric) and the NIMC (paediatric long-stay) weight and height recording section.</p>    |

|            |   |
|------------|---|
| <b>4.3</b> | <p><b>Patient location</b></p> <p>Found on all NIMCs</p>  |
|            | <p><b>Purpose</b></p> <p>To record patient location on the medicines record of truth</p>                                |
|            | <p>Facility/service: _____</p> <p>Ward/unit: _____</p> <p>Figure above shows the NIMC patient location section.</p>     |
|            | <p><b>Use</b></p> <p>Write the patient's current location in the NIMC patient location section.</p>                     |
|            | <p><b>Risk addressed</b></p> <p>Patient location details reduce the risk of the wrong NIMC being used for patients.</p> |

|            |   |
|------------|---|
| <b>4.4</b> | <p><b>NIMC numbering</b></p> <p>Found on all NIMCs</p>  |
|            | <p><b>Purpose</b></p> <p>To communicate the existence of more than one active NIMC</p>  |
|            | <p><b>Medication chart number _____ of _____</b></p> <p>Figure above shows the NIMC numbering device.</p>   |
|            | <p><b>Use</b></p> <p>Write the number of the NIMC in the sequence of active NIMCs e.g. Medication chart number <b>1</b> of <b>2</b>. The information must be updated if additional active NIMCs are created.</p>  |
|            | <p><b>Risk addressed</b></p> <p>Failure to communicate that there is more than one active NIMC can result in missed doses or duplicate prescribing.</p> <p>Clinicians need access to all medicines information to ensure safe treatment and care of patients.</p> |

|            |  |
|------------|--|
| <b>4.5</b> | <p><b>Additional charts</b></p> <p>Found on all NIMCs</p>                            |
|            | <p><b>Purpose</b></p> <p>To communicate the existence of other specialist charts</p> |

**Additional charts**

IV fluid       BGL/insulin       Acute pain       Other  
 Palliative care       Chemotherapy       IV Heparin

**Figure above shows the NIMC additional charts section.**

|  |  |
|--|--|
|  | <p><b>Use</b></p> <p>Place a tick or cross in the space provided to indicate additional specialist charts in use.</p>                        |
|  | <p><b>Risk addressed</b></p> <p>Failure to communicate additional specialist charts may result in missed doses or duplicate prescribing.</p> |

| <b>4.6</b>   | <p><b>Allergies and ADR alert</b></p> <p>Found on all NIMCs</p>   |  |  |  |  |  |  |                     |                        |          |  |  |  |  |  |  |  |  |  |  |  |  |  |  |  |            |             |            |
|--|---|--|--|--|--|--|--|---------------------|------------------------|----------|--|--|--|--|--|--|--|--|--|--|--|--|--|--|--|------------|-------------|------------|
|  | <p><b>Purpose</b></p> <p>To communicate the existence of previous allergies, adverse drug events (ADRs) and related information</p>   |  |  |  |  |  |  |                     |                        |          |  |  |  |  |  |  |  |  |  |  |  |  |  |  |  |            |             |            |
| <div style="border: 1px solid red; padding: 5px; display: inline-block; color: red; font-weight: bold;">Attach ADR sticker</div>   |   |  |  |  |  |  |  |                     |                        |          |  |  |  |  |  |  |  |  |  |  |  |  |  |  |  |            |             |            |
| <table border="1" style="border-collapse: collapse; width: 100%;"> <thead> <tr> <th colspan="3" style="text-align: center; color: red; font-weight: bold;">Allergies and adverse drug reactions (ADR)</th> </tr> <tr> <td colspan="3" style="font-size: small;"> <input type="checkbox"/> Nil known    <input type="checkbox"/> Unknown (tick appropriate box or complete details below) </td> </tr> <tr> <th style="text-align: center; color: red; font-weight: bold;">Medicine (or other)</th> <th style="text-align: center; color: red; font-weight: bold;">Reaction / type / date</th> <th style="text-align: center; color: red; font-weight: bold;">Initials</th> </tr> </thead> <tbody> <tr><td> </td><td> </td><td> </td></tr> <tr><td> </td><td> </td><td> </td></tr> <tr><td> </td><td> </td><td> </td></tr> <tr><td> </td><td> </td><td> </td></tr> <tr><td> </td><td> </td><td> </td></tr> <tr> <td style="font-size: x-small;">Sign _____</td> <td style="font-size: x-small;">Print _____</td> <td style="font-size: x-small;">Date _____</td> </tr> </tbody> </table> |   | Allergies and adverse drug reactions (ADR) |  |  | <input type="checkbox"/> Nil known <input type="checkbox"/> Unknown (tick appropriate box or complete details below) |  |  | Medicine (or other) | Reaction / type / date | Initials |  |  |  |  |  |  |  |  |  |  |  |  |  |  |  | Sign _____ | Print _____ | Date _____ |
| Allergies and adverse drug reactions (ADR)   |   |  |  |  |  |  |  |                     |                        |          |  |  |  |  |  |  |  |  |  |  |  |  |  |  |  |            |             |            |
| <input type="checkbox"/> Nil known <input type="checkbox"/> Unknown (tick appropriate box or complete details below)   |   |  |  |  |  |  |  |                     |                        |          |  |  |  |  |  |  |  |  |  |  |  |  |  |  |  |            |             |            |
| Medicine (or other)  | Reaction / type / date  | Initials                                   |  |  |  |  |  |                     |                        |          |  |  |  |  |  |  |  |  |  |  |  |  |  |  |  |            |             |            |
|  |   |  |  |  |  |  |  |                     |                        |          |  |  |  |  |  |  |  |  |  |  |  |  |  |  |  |            |             |            |
|  |   |  |  |  |  |  |  |                     |                        |          |  |  |  |  |  |  |  |  |  |  |  |  |  |  |  |            |             |            |
|  |   |  |  |  |  |  |  |                     |                        |          |  |  |  |  |  |  |  |  |  |  |  |  |  |  |  |            |             |            |
|  |   |  |  |  |  |  |  |                     |                        |          |  |  |  |  |  |  |  |  |  |  |  |  |  |  |  |            |             |            |
|  |   |  |  |  |  |  |  |                     |                        |          |  |  |  |  |  |  |  |  |  |  |  |  |  |  |  |            |             |            |
| Sign _____   | Print _____   | Date _____                                 |  |  |  |  |  |                     |                        |          |  |  |  |  |  |  |  |  |  |  |  |  |  |  |  |            |             |            |
| <p><b>Figure above shows the NIMC allergies and ADR section.</b></p>   |   |  |  |  |  |  |  |                     |                        |          |  |  |  |  |  |  |  |  |  |  |  |  |  |  |  |            |             |            |
|  | <p><b>Use</b></p> <p>Attending health professionals must obtain and record previous allergies and ADRs including:</p> <ul style="list-style-type: none"> <li>• the medicine (or substance)</li> <li>• reaction details (e.g. rash, diarrhoea) and type (e.g. allergy, anaphylaxis)</li> <li>• date that it occurred or approximate time frame (e.g. 20 years ago).</li> </ul> <p>Tick <b>Nil known</b> if the patient is not aware of any previous ADRs or allergies.</p> <p>Tick <b>Unknown</b> if no information is available about previous reactions (e.g. if the patient is unable to communicate).</p> <p>If there are more than four previous allergies or ADRs to record, use the fifth line to refer other health professionals to the health record for additional information.</p> <p>Once completed, sign the space underneath, print name and date.</p> <p><b>Note:</b> This is the minimum information that should be documented. It is preferable also to document how the reaction was managed (e.g. withdraw and avoid offending agent) and the source of the information (e.g. patient self report, previous documentation in health record etc).</p> <p>Any information added after the initial recording needs to be initialled in the side column.</p> |  |  |  |  |  |  |                     |                        |          |  |  |  |  |  |  |  |  |  |  |  |  |  |  |  |            |             |            |
|  | <p><b>Risk addressed</b></p> <p>Failure to communicate previous allergies or ADRs can result in re-prescribing of offending medicines and avoidable patient harm..</p>  |  |  |  |  |  |  |                     |                        |          |  |  |  |  |  |  |  |  |  |  |  |  |  |  |  |            |             |            |

|   |   |
|---|---|
| 4.7   | <b>ADR alert sticker</b><br>Found on all NIMCs  |
|   | <b>Purpose</b><br>To communicate highlight the existence of previous allergies and adverse drug events (ADRs) recorded in the Allergies and ADR alert section.    |
| <div data-bbox="225 376 620 465" style="border: 1px solid red; padding: 5px; text-align: center; color: red; font-weight: bold;"> <b>Attach ADR sticker</b> </div> <p>Figure above shows the NIMC ADR alert sticker section.</p>  |   |
|   | <b>Use</b><br>Affix an <b>ADR alert sticker</b> to the front and back page of the NIMC in the spaces provided if alert stickers are available in your facility.   |
|   | <b>Risk addressed</b><br>Failure to communicate and alert health professionals to previous allergies or ADRs can result in re-prescribing of offending medicines. |
| <div data-bbox="193 763 780 898" style="border: 1px solid black; padding: 10px; text-align: center; background-color: yellow; font-weight: bold; font-size: 1.2em;"> <b>Adverse Drug Reaction</b> </div> <p>Figure above shows the NIMC ADR sticker (available on the NIMC web site).</p> |   |

## 5. Recording medication history

| <b>5.1</b>  | <b>Medicines taken prior to presentation to hospital</b><br>Found on all NIMCs   |          |                    |                    |          |                    |          |  |  |  |  |  |  |  |  |  |  |  |  |  |  |  |  |  |  |  |  |  |  |  |  |  |  |  |  |  |  |  |  |  |  |  |  |  |  |  |  |  |  |  |  |  |  |  |  |  |  |  |  |  |  |  |  |  |  |  |  |
|---|--|----------|--------------------|--------------------|----------|--------------------|----------|--|--|--|--|--|--|--|--|--|--|--|--|--|--|--|--|--|--|--|--|--|--|--|--|--|--|--|--|--|--|--|--|--|--|--|--|--|--|--|--|--|--|--|--|--|--|--|--|--|--|--|--|--|--|--|--|--|--|--|--|
|   | <b>Purpose</b><br>To record and communicate the patient's medication history   |          |                    |                    |          |                    |          |  |  |  |  |  |  |  |  |  |  |  |  |  |  |  |  |  |  |  |  |  |  |  |  |  |  |  |  |  |  |  |  |  |  |  |  |  |  |  |  |  |  |  |  |  |  |  |  |  |  |  |  |  |  |  |  |  |  |  |  |
| <p><b>Medicines taken prior to presentation to hospital</b><br/>(Prescribed, over the counter, complementary) Own medicines brought in? Y <input type="checkbox"/> N <input type="checkbox"/> Administration aid (specify) .....</p> <table border="1" style="width: 100%; border-collapse: collapse;"> <thead> <tr> <th style="width: 25%;">Medicine</th> <th style="width: 25%;">Dose and frequency</th> <th style="width: 25%;">Duration</th> <th style="width: 25%;">Medicine</th> <th style="width: 25%;">Dose and frequency</th> <th style="width: 25%;">Duration</th> </tr> </thead> <tbody> <tr><td> </td><td> </td><td> </td><td> </td><td> </td><td> </td></tr> <tr><td> </td><td> </td><td> </td><td> </td><td> </td><td> </td></tr> <tr><td> </td><td> </td><td> </td><td> </td><td> </td><td> </td></tr> <tr><td> </td><td> </td><td> </td><td> </td><td> </td><td> </td></tr> <tr><td> </td><td> </td><td> </td><td> </td><td> </td><td> </td></tr> <tr><td> </td><td> </td><td> </td><td> </td><td> </td><td> </td></tr> <tr><td> </td><td> </td><td> </td><td> </td><td> </td><td> </td></tr> <tr><td> </td><td> </td><td> </td><td> </td><td> </td><td> </td></tr> <tr><td> </td><td> </td><td> </td><td> </td><td> </td><td> </td></tr> <tr><td> </td><td> </td><td> </td><td> </td><td> </td><td> </td></tr> </tbody> </table> <p><b>GP:</b> _____ <b>Community pharmacy:</b> _____</p> <p>Sign: _____ Print: _____ Date: _____ Medicines usually administered by: _____</p> |  | Medicine | Dose and frequency | Duration           | Medicine | Dose and frequency | Duration |  |  |  |  |  |  |  |  |  |  |  |  |  |  |  |  |  |  |  |  |  |  |  |  |  |  |  |  |  |  |  |  |  |  |  |  |  |  |  |  |  |  |  |  |  |  |  |  |  |  |  |  |  |  |  |  |  |  |  |  |
| Medicine  | Dose and frequency   | Duration | Medicine           | Dose and frequency | Duration |                    |          |  |  |  |  |  |  |  |  |  |  |  |  |  |  |  |  |  |  |  |  |  |  |  |  |  |  |  |  |  |  |  |  |  |  |  |  |  |  |  |  |  |  |  |  |  |  |  |  |  |  |  |  |  |  |  |  |  |  |  |  |
|   |  |          |                    |                    |          |                    |          |  |  |  |  |  |  |  |  |  |  |  |  |  |  |  |  |  |  |  |  |  |  |  |  |  |  |  |  |  |  |  |  |  |  |  |  |  |  |  |  |  |  |  |  |  |  |  |  |  |  |  |  |  |  |  |  |  |  |  |  |
|   |  |          |                    |                    |          |                    |          |  |  |  |  |  |  |  |  |  |  |  |  |  |  |  |  |  |  |  |  |  |  |  |  |  |  |  |  |  |  |  |  |  |  |  |  |  |  |  |  |  |  |  |  |  |  |  |  |  |  |  |  |  |  |  |  |  |  |  |  |
|   |  |          |                    |                    |          |                    |          |  |  |  |  |  |  |  |  |  |  |  |  |  |  |  |  |  |  |  |  |  |  |  |  |  |  |  |  |  |  |  |  |  |  |  |  |  |  |  |  |  |  |  |  |  |  |  |  |  |  |  |  |  |  |  |  |  |  |  |  |
|   |  |          |                    |                    |          |                    |          |  |  |  |  |  |  |  |  |  |  |  |  |  |  |  |  |  |  |  |  |  |  |  |  |  |  |  |  |  |  |  |  |  |  |  |  |  |  |  |  |  |  |  |  |  |  |  |  |  |  |  |  |  |  |  |  |  |  |  |  |
|   |  |          |                    |                    |          |                    |          |  |  |  |  |  |  |  |  |  |  |  |  |  |  |  |  |  |  |  |  |  |  |  |  |  |  |  |  |  |  |  |  |  |  |  |  |  |  |  |  |  |  |  |  |  |  |  |  |  |  |  |  |  |  |  |  |  |  |  |  |
|   |  |          |                    |                    |          |                    |          |  |  |  |  |  |  |  |  |  |  |  |  |  |  |  |  |  |  |  |  |  |  |  |  |  |  |  |  |  |  |  |  |  |  |  |  |  |  |  |  |  |  |  |  |  |  |  |  |  |  |  |  |  |  |  |  |  |  |  |  |
|   |  |          |                    |                    |          |                    |          |  |  |  |  |  |  |  |  |  |  |  |  |  |  |  |  |  |  |  |  |  |  |  |  |  |  |  |  |  |  |  |  |  |  |  |  |  |  |  |  |  |  |  |  |  |  |  |  |  |  |  |  |  |  |  |  |  |  |  |  |
|   |  |          |                    |                    |          |                    |          |  |  |  |  |  |  |  |  |  |  |  |  |  |  |  |  |  |  |  |  |  |  |  |  |  |  |  |  |  |  |  |  |  |  |  |  |  |  |  |  |  |  |  |  |  |  |  |  |  |  |  |  |  |  |  |  |  |  |  |  |
|   |  |          |                    |                    |          |                    |          |  |  |  |  |  |  |  |  |  |  |  |  |  |  |  |  |  |  |  |  |  |  |  |  |  |  |  |  |  |  |  |  |  |  |  |  |  |  |  |  |  |  |  |  |  |  |  |  |  |  |  |  |  |  |  |  |  |  |  |  |
|   |  |          |                    |                    |          |                    |          |  |  |  |  |  |  |  |  |  |  |  |  |  |  |  |  |  |  |  |  |  |  |  |  |  |  |  |  |  |  |  |  |  |  |  |  |  |  |  |  |  |  |  |  |  |  |  |  |  |  |  |  |  |  |  |  |  |  |  |  |
| <p><b>Figure above shows the NIMC medication history section.</b></p>   |  |          |                    |                    |          |                    |          |  |  |  |  |  |  |  |  |  |  |  |  |  |  |  |  |  |  |  |  |  |  |  |  |  |  |  |  |  |  |  |  |  |  |  |  |  |  |  |  |  |  |  |  |  |  |  |  |  |  |  |  |  |  |  |  |  |  |  |  |
|   | <p><b>Use</b></p> <p>A health professional trained in medication history taking must document:</p> <ul style="list-style-type: none"> <li>• A complete list of all medicines taken normally at home (prescription, non-prescription and complementary medicines) including drug identification details (generic name, strength and form), dose and frequency, and duration of therapy/when therapy started.</li> <li>• Whether the patient: <ul style="list-style-type: none"> <li>• has their own medicines with them</li> <li>• uses a dose administration aid (e.g. Webster Pack or other blister pack)</li> <li>• has a preferred dosage form (e.g. suspension for paediatric patients)</li> <li>• receives assistance to administer/manage their medicines.</li> </ul> </li> <li>• Contact details for the patient's community health providers (general practitioner and community pharmacist).</li> </ul> <p>Any unintentional discrepancies between the medication history and the medicine orders must be brought to the attention of the prescriber.</p> <p>Use a separate medication history form (such as the National Medication Management Plan) for patients presenting with sixteen or more medicines.</p> <p><b>Note:</b> It is also helpful to document the indication for use and to use a checklist as a prompt to ensure a comprehensive history is obtained.</p> |          |                    |                    |          |                    |          |  |  |  |  |  |  |  |  |  |  |  |  |  |  |  |  |  |  |  |  |  |  |  |  |  |  |  |  |  |  |  |  |  |  |  |  |  |  |  |  |  |  |  |  |  |  |  |  |  |  |  |  |  |  |  |  |  |  |  |  |
|   | <p><b>Risk addressed</b></p> <p>A correct and complete medication history at the point of prescribing reduces the risk of medication misadventure.</p>   |          |                    |                    |          |                    |          |  |  |  |  |  |  |  |  |  |  |  |  |  |  |  |  |  |  |  |  |  |  |  |  |  |  |  |  |  |  |  |  |  |  |  |  |  |  |  |  |  |  |  |  |  |  |  |  |  |  |  |  |  |  |  |  |  |  |  |  |



## 6a. Medicine orders: Once only and nurse initiated medicines and pre-medications

|   |  |       |      |                   |   |          |            |          |
|---|--|-------|------|-------------------|---|----------|------------|----------|
| <b>6a.1</b>   | <b>Once only and nurse initiated medicines and pre-medications</b><br>Found on all NIMCs (section titled <b>Once only medicines</b> on NIMC (paediatric) and NIMC (paediatric long-stay))  |       |      |                   |   |          |            |          |
|   | <b>Purpose</b><br>To document once only and nurse initiated medicines and pre-medications  |       |      |                   |   |          |            |          |
| <b>Once only and nurse initiated medicines and pre-medications</b>                                      |  |       |      |                   |   |          |            |          |
| Date prescribed   | Medicines (print generic name)   | Route | Dose | Date/time of dose | Prescriber/Nurse Initiator (NI)<br>Signature      Print your name | Given by | Time given | Pharmacy |
|   |  |       |      |                   |   | /        |            |          |
|   |  |       |      |                   |   | /        |            |          |
|   |  |       |      |                   |   | /        |            |          |
| <b>Figure above shows the NIMC once only and nurse initiated medicines and pre-medications section.</b> |  |       |      |                   |   |          |            |          |
|   | <p><b>Use</b></p> <p><b>Once only medicines and pre-medications</b><br/>Document the following for once only and pre-medication orders:</p> <ul style="list-style-type: none"> <li>• date prescribed</li> <li>• generic name of medicine</li> <li>• route of administration</li> <li>• dose to be administered including the dose calculation (e.g. mg/kg/dose) for paediatric NIMC orders</li> <li>• date and time medicine is to be administered</li> <li>• prescriber's signature and printed name</li> <li>• initials of person that administers the medicine, and initials of a second person to document double checking of the dose for paediatric NIMC orders</li> <li>• time medicine administered</li> <li>• pharmacist review of orders.</li> </ul> <p><b>Standing orders</b><br/>Document standing orders the same as once only medicines and pre-medications (see above) and consistent with the relevant local health service organisation policy or guideline.</p> <p><b>Nurse initiated medicines</b><br/>Document nurse initiated medicines the same as once only medicines and pre-medications (see above) and consistent with the relevant local health service organisation policy or guideline.</p> |       |      |                   |   |          |            |          |
|   | <p><b>Risk addressed</b><br/>Ensuring patients receive timely medicines requires a structured system of authorisations to mitigate potential patient safety risks.</p>   |       |      |                   |   |          |            |          |

**Figure below shows the once only medicines section of the NIMC (paediatric) and NIMC (paediatric long-stay).**

| Once only medicines |                                |       |      |                       |  |                                 |          |                 |       |
|---------------------|--------------------------------|-------|------|-----------------------|--|---------------------------------|----------|-----------------|-------|
| Date prescribed     | Medicines (print generic name) | Route | Dose | Date/time to be given | Prescriber<br>Signature      Print your name | Dose calc<br>eg. mg/kg per dose | Given by | Date/time given | Pharm |
|                     |                                |       |      |                       |  |                                 | /        |                 |       |
|                     |                                |       |      |                       |  |                                 | /        |                 |       |

### **Nurse initiated medicines: Further information**

Nurse initiated medicines are non-prescription medicines that may be administered by a registered nurse or midwife, or delegated to an authorised enrolled nurse in non-life threatening situations without a prior written or telephone instruction from an authorised prescriber.

The medicine must be listed on the health service organisation's approved list of nurse initiated medicines and administered in accordance with local policy. Some health service organisations do not permit nurse initiated medicines to be administered to paediatric patients.

Local policy or guideline will outline when nurses can initiate medicines and will specify a limit on doses of nurse initiated medicines that can be given such as for one dose only or for a maximum of 24 hours only. Generally this applies to a limited list of unscheduled, Schedule 2 and Schedule 3 medicines. Typically this list includes:

- analgesics
- laxatives
- antacids
- cough suppressants
- sublingual nitrates
- inhaled bronchodilators
- artificial tears
- sodium chloride 0.9% flush
- IV infusion to keep IV line(s) patent as per local policy.

## 6b. Medicine orders: Telephone orders

| <b>6b.1</b>  | <b>Telephone orders</b><br>Found on all NIMCs  |  |      |           |                           |         |             |        |                          |                    |                    |                    |   |              |                                    |       |      |           |                           |         |             |      |                          |  |  |  |                    |                    |                    |                    |        |            |    |      |      |        |       |             |        |             |   |   |   |   |  |  |  |  |  |  |  |  |  |  |   |   |   |   |  |  |  |  |  |  |  |  |  |  |   |   |   |   |  |  |  |  |  |  |  |  |  |  |   |   |   |   |
|--|--|--|------|-----------|---------------------------|---------|-------------|--------|--------------------------|--------------------|--------------------|--------------------|---|--------------|------------------------------------|-------|------|-----------|---------------------------|---------|-------------|------|--------------------------|--|--|--|--------------------|--------------------|--------------------|--------------------|--------|------------|----|------|------|--------|-------|-------------|--------|-------------|---|---|---|---|--|--|--|--|--|--|--|--|--|--|---|---|---|---|--|--|--|--|--|--|--|--|--|--|---|---|---|---|--|--|--|--|--|--|--|--|--|--|---|---|---|---|
|  | <b>Purpose</b><br>To document telephone orders   |  |      |           |                           |         |             |        |                          |                    |                    |                    |   |              |                                    |       |      |           |                           |         |             |      |                          |  |  |  |                    |                    |                    |                    |        |            |    |      |      |        |       |             |        |             |   |   |   |   |  |  |  |  |  |  |  |  |  |  |   |   |   |   |  |  |  |  |  |  |  |  |  |  |   |   |   |   |  |  |  |  |  |  |  |  |  |  |   |   |   |   |
| <table border="1" style="width: 100%; border-collapse: collapse;"> <thead> <tr> <th colspan="12" style="text-align: center;">TELEPHONE ORDERS (To be signed within 24 hours of order)</th> </tr> <tr> <th rowspan="2">Date<br/>Time</th> <th rowspan="2">Medication<br/>(Print Generic Name)</th> <th rowspan="2">Route</th> <th rowspan="2">Dose</th> <th rowspan="2">Frequency</th> <th rowspan="2">Nurse Initials<br/>NR1/NR2</th> <th rowspan="2">Dr Name</th> <th rowspan="2">Dr<br/>Sign.</th> <th rowspan="2">Date</th> <th colspan="4">RECORD OF ADMINISTRATION</th> </tr> <tr> <th>Time /<br/>Given by</th> <th>Time /<br/>Given by</th> <th>Time /<br/>Given by</th> <th>Time /<br/>Given by</th> </tr> </thead> <tbody> <tr> <td>1/5/09</td> <td>Furosemide</td> <td>IV</td> <td>20mg</td> <td>Stat</td> <td>ADJ DJ</td> <td>Jones</td> <td>[Signature]</td> <td>2/5/09</td> <td>10:00<br/>AE</td> <td>/</td> <td>/</td> <td>/</td> <td>/</td> </tr> <tr> <td> </td> <td> </td> <td> </td> <td> </td> <td> </td> <td> </td> <td> </td> <td> </td> <td> </td> <td> </td> <td>/</td> <td>/</td> <td>/</td> <td>/</td> </tr> <tr> <td> </td> <td> </td> <td> </td> <td> </td> <td> </td> <td> </td> <td> </td> <td> </td> <td> </td> <td> </td> <td>/</td> <td>/</td> <td>/</td> <td>/</td> </tr> <tr> <td> </td> <td> </td> <td> </td> <td> </td> <td> </td> <td> </td> <td> </td> <td> </td> <td> </td> <td> </td> <td>/</td> <td>/</td> <td>/</td> <td>/</td> </tr> </tbody> </table> |  | TELEPHONE ORDERS (To be signed within 24 hours of order) |      |           |                           |         |             |        |                          |                    |                    |                    |   | Date<br>Time | Medication<br>(Print Generic Name) | Route | Dose | Frequency | Nurse Initials<br>NR1/NR2 | Dr Name | Dr<br>Sign. | Date | RECORD OF ADMINISTRATION |  |  |  | Time /<br>Given by | Time /<br>Given by | Time /<br>Given by | Time /<br>Given by | 1/5/09 | Furosemide | IV | 20mg | Stat | ADJ DJ | Jones | [Signature] | 2/5/09 | 10:00<br>AE | / | / | / | / |  |  |  |  |  |  |  |  |  |  | / | / | / | / |  |  |  |  |  |  |  |  |  |  | / | / | / | / |  |  |  |  |  |  |  |  |  |  | / | / | / | / |
| TELEPHONE ORDERS (To be signed within 24 hours of order)   |  |  |      |           |                           |         |             |        |                          |                    |                    |                    |   |              |                                    |       |      |           |                           |         |             |      |                          |  |  |  |                    |                    |                    |                    |        |            |    |      |      |        |       |             |        |             |   |   |   |   |  |  |  |  |  |  |  |  |  |  |   |   |   |   |  |  |  |  |  |  |  |  |  |  |   |   |   |   |  |  |  |  |  |  |  |  |  |  |   |   |   |   |
| Date<br>Time   | Medication<br>(Print Generic Name)   | Route  | Dose | Frequency | Nurse Initials<br>NR1/NR2 | Dr Name | Dr<br>Sign. | Date   | RECORD OF ADMINISTRATION |                    |                    |                    |   |              |                                    |       |      |           |                           |         |             |      |                          |  |  |  |                    |                    |                    |                    |        |            |    |      |      |        |       |             |        |             |   |   |   |   |  |  |  |  |  |  |  |  |  |  |   |   |   |   |  |  |  |  |  |  |  |  |  |  |   |   |   |   |  |  |  |  |  |  |  |  |  |  |   |   |   |   |
|  |  |  |      |           |                           |         |             |        | Time /<br>Given by       | Time /<br>Given by | Time /<br>Given by | Time /<br>Given by |   |              |                                    |       |      |           |                           |         |             |      |                          |  |  |  |                    |                    |                    |                    |        |            |    |      |      |        |       |             |        |             |   |   |   |   |  |  |  |  |  |  |  |  |  |  |   |   |   |   |  |  |  |  |  |  |  |  |  |  |   |   |   |   |  |  |  |  |  |  |  |  |  |  |   |   |   |   |
| 1/5/09   | Furosemide   | IV   | 20mg | Stat      | ADJ DJ                    | Jones   | [Signature] | 2/5/09 | 10:00<br>AE              | /                  | /                  | /                  | / |              |                                    |       |      |           |                           |         |             |      |                          |  |  |  |                    |                    |                    |                    |        |            |    |      |      |        |       |             |        |             |   |   |   |   |  |  |  |  |  |  |  |  |  |  |   |   |   |   |  |  |  |  |  |  |  |  |  |  |   |   |   |   |  |  |  |  |  |  |  |  |  |  |   |   |   |   |
|  |  |  |      |           |                           |         |             |        |                          | /                  | /                  | /                  | / |              |                                    |       |      |           |                           |         |             |      |                          |  |  |  |                    |                    |                    |                    |        |            |    |      |      |        |       |             |        |             |   |   |   |   |  |  |  |  |  |  |  |  |  |  |   |   |   |   |  |  |  |  |  |  |  |  |  |  |   |   |   |   |  |  |  |  |  |  |  |  |  |  |   |   |   |   |
|  |  |  |      |           |                           |         |             |        |                          | /                  | /                  | /                  | / |              |                                    |       |      |           |                           |         |             |      |                          |  |  |  |                    |                    |                    |                    |        |            |    |      |      |        |       |             |        |             |   |   |   |   |  |  |  |  |  |  |  |  |  |  |   |   |   |   |  |  |  |  |  |  |  |  |  |  |   |   |   |   |  |  |  |  |  |  |  |  |  |  |   |   |   |   |
|  |  |  |      |           |                           |         |             |        |                          | /                  | /                  | /                  | / |              |                                    |       |      |           |                           |         |             |      |                          |  |  |  |                    |                    |                    |                    |        |            |    |      |      |        |       |             |        |             |   |   |   |   |  |  |  |  |  |  |  |  |  |  |   |   |   |   |  |  |  |  |  |  |  |  |  |  |   |   |   |   |  |  |  |  |  |  |  |  |  |  |   |   |   |   |
| <p>Figure above shows the NIMC telephone orders section with order recorded, checked and signed.</p>   |  |  |      |           |                           |         |             |        |                          |                    |                    |                    |   |              |                                    |       |      |           |                           |         |             |      |                          |  |  |  |                    |                    |                    |                    |        |            |    |      |      |        |       |             |        |             |   |   |   |   |  |  |  |  |  |  |  |  |  |  |   |   |   |   |  |  |  |  |  |  |  |  |  |  |   |   |   |   |  |  |  |  |  |  |  |  |  |  |   |   |   |   |
|  | <p><b>Use</b></p> <p>Document the following for telephone orders:</p> <ul style="list-style-type: none"> <li>• date prescribed</li> <li>• generic name of medicine</li> <li>• route of administration</li> <li>• dose to be administered including the basis for the dose calculation (e.g. mg/kg/dose) for paediatric NIMC orders</li> <li>• frequency medicine is to be administered</li> <li>• initials of two nursing staff to confirm the verbal order heard and double checked (see example above)</li> <li>• name of prescriber giving verbal order</li> <li>• date and time medicine is to be administered</li> <li>• prescriber's signature and printed name</li> <li>• initials of person that administers the medicine, and initials of a second person to document double checking of the dose for paediatric NIMC orders</li> <li>• time medicine administered.</li> </ul> <p>Local policy/guideline will outline whether telephone orders are allowed and under what circumstances they are to be used.</p> <p>The telephone order MUST be signed and dated, or otherwise confirmed in writing by the prescriber, within 24 hours.</p> |  |      |           |                           |         |             |        |                          |                    |                    |                    |   |              |                                    |       |      |           |                           |         |             |      |                          |  |  |  |                    |                    |                    |                    |        |            |    |      |      |        |       |             |        |             |   |   |   |   |  |  |  |  |  |  |  |  |  |  |   |   |   |   |  |  |  |  |  |  |  |  |  |  |   |   |   |   |  |  |  |  |  |  |  |  |  |  |   |   |   |   |
|  | <p><b>Risk addressed</b></p> <p>Ensuring patients receive timely medicines in the absence of a prescriber requires a structured system of authorisations to reduce risk of errors from verbal orders.</p>  |  |      |           |                           |         |             |        |                          |                    |                    |                    |   |              |                                    |       |      |           |                           |         |             |      |                          |  |  |  |                    |                    |                    |                    |        |            |    |      |      |        |       |             |        |             |   |   |   |   |  |  |  |  |  |  |  |  |  |  |   |   |   |   |  |  |  |  |  |  |  |  |  |  |   |   |   |   |  |  |  |  |  |  |  |  |  |  |   |   |   |   |

## 6c. Medicine orders: Pre-printed regular medicines

|                               |   |                  |                               |  |            |  |  |  |  |  |  |  |  |  |  |  |  |  |  |  |  |  |  |      |                               |                  |  |  |  |  |  |  |  |  |  |  |  |  |  |  |  |  |  |  |       |           |             |  |  |  |  |  |  |  |  |  |  |  |  |  |  |  |  |  |  |  |  |  |  |  |  |  |  |  |  |  |  |  |  |  |  |  |  |            |          |            |  |  |  |  |  |  |  |  |  |  |  |  |  |  |  |  |  |  |                      |                 |         |                   |  |  |  |  |  |  |  |  |  |  |  |  |  |  |  |  |  |  |  |  |            |  |  |  |  |  |  |  |  |  |  |  |  |  |  |  |  |  |
|-------------------------------|---|------------------|-------------------------------|--|------------|--|--|--|--|--|--|--|--|--|--|--|--|--|--|--|--|--|--|------|-------------------------------|------------------|--|--|--|--|--|--|--|--|--|--|--|--|--|--|--|--|--|--|-------|-----------|-------------|--|--|--|--|--|--|--|--|--|--|--|--|--|--|--|--|--|--|--|--|--|--|--|--|--|--|--|--|--|--|--|--|--|--|--|--|------------|----------|------------|--|--|--|--|--|--|--|--|--|--|--|--|--|--|--|--|--|--|----------------------|-----------------|---------|-------------------|--|--|--|--|--|--|--|--|--|--|--|--|--|--|--|--|--|--|--|--|------------|--|--|--|--|--|--|--|--|--|--|--|--|--|--|--|--|--|
| <b>6c.1</b>                   | <b>Variable dose medicines</b><br>Found on NIMC (acute), NIMC (GP e-version)  |                  |                               |  |            |  |  |  |  |  |  |  |  |  |  |  |  |  |  |  |  |  |  |      |                               |                  |  |  |  |  |  |  |  |  |  |  |  |  |  |  |  |  |  |  |       |           |             |  |  |  |  |  |  |  |  |  |  |  |  |  |  |  |  |  |  |  |  |  |  |  |  |  |  |  |  |  |  |  |  |  |  |  |  |            |          |            |  |  |  |  |  |  |  |  |  |  |  |  |  |  |  |  |  |  |                      |                 |         |                   |  |  |  |  |  |  |  |  |  |  |  |  |  |  |  |  |  |  |  |  |            |  |  |  |  |  |  |  |  |  |  |  |  |  |  |  |  |  |
|                               | <b>Purpose</b><br>To document variable dose medicine orders that require laboratory test results or are prescribed as a reducing protocol (e.g. gentamicin and steroids respectively)   |                  |                               |  |            |  |  |  |  |  |  |  |  |  |  |  |  |  |  |  |  |  |  |      |                               |                  |  |  |  |  |  |  |  |  |  |  |  |  |  |  |  |  |  |  |       |           |             |  |  |  |  |  |  |  |  |  |  |  |  |  |  |  |  |  |  |  |  |  |  |  |  |  |  |  |  |  |  |  |  |  |  |  |  |            |          |            |  |  |  |  |  |  |  |  |  |  |  |  |  |  |  |  |  |  |                      |                 |         |                   |  |  |  |  |  |  |  |  |  |  |  |  |  |  |  |  |  |  |  |  |            |  |  |  |  |  |  |  |  |  |  |  |  |  |  |  |  |  |
|                               | <table border="1" style="width: 100%; border-collapse: collapse;"> <tr> <td colspan="2" style="background-color: #ffe0b2;"><b>Variable dose medicine</b></td> <td>Drug level</td> <td></td><td></td><td></td><td></td><td></td><td></td><td></td><td></td><td></td><td></td><td></td><td></td><td></td><td></td><td></td><td></td><td></td><td></td> </tr> <tr> <td>Date</td> <td>Medicine (print generic name)</td> <td>Time level taken</td> <td></td><td></td><td></td><td></td><td></td><td></td><td></td><td></td><td></td><td></td><td></td><td></td><td></td><td></td><td></td><td></td><td></td><td></td> </tr> <tr> <td>Route</td> <td>Frequency</td> <td colspan="18" style="background-color: #e0e0e0;"><b>Dose</b></td> </tr> <tr> <td></td> <td colspan="18">Prescriber to enter dose times and individual dose</td> </tr> <tr> <td>Indication</td> <td>Pharmacy</td> <td>Prescriber</td> <td></td><td></td><td></td><td></td><td></td><td></td><td></td><td></td><td></td><td></td><td></td><td></td><td></td><td></td><td></td><td></td><td></td><td></td> </tr> <tr> <td>Prescriber signature</td> <td>Print your name</td> <td>Contact</td> <td>Time to be given:</td> <td></td><td></td><td></td><td></td><td></td><td></td><td></td><td></td><td></td><td></td><td></td><td></td><td></td><td></td><td></td><td></td><td></td> </tr> <tr> <td></td> <td></td> <td></td> <td>Time given</td> <td></td><td></td><td></td><td></td><td></td><td></td><td></td><td></td><td></td><td></td><td></td><td></td><td></td><td></td><td></td><td></td><td></td> </tr> </table> |                  | <b>Variable dose medicine</b> |  | Drug level |  |  |  |  |  |  |  |  |  |  |  |  |  |  |  |  |  |  | Date | Medicine (print generic name) | Time level taken |  |  |  |  |  |  |  |  |  |  |  |  |  |  |  |  |  |  | Route | Frequency | <b>Dose</b> |  |  |  |  |  |  |  |  |  |  |  |  |  |  |  |  |  |  | Prescriber to enter dose times and individual dose |  |  |  |  |  |  |  |  |  |  |  |  |  |  |  |  |  | Indication | Pharmacy | Prescriber |  |  |  |  |  |  |  |  |  |  |  |  |  |  |  |  |  |  | Prescriber signature | Print your name | Contact | Time to be given: |  |  |  |  |  |  |  |  |  |  |  |  |  |  |  |  |  |  |  |  | Time given |  |  |  |  |  |  |  |  |  |  |  |  |  |  |  |  |  |
| <b>Variable dose medicine</b> |   | Drug level       |                               |  |            |  |  |  |  |  |  |  |  |  |  |  |  |  |  |  |  |  |  |      |                               |                  |  |  |  |  |  |  |  |  |  |  |  |  |  |  |  |  |  |  |       |           |             |  |  |  |  |  |  |  |  |  |  |  |  |  |  |  |  |  |  |  |  |  |  |  |  |  |  |  |  |  |  |  |  |  |  |  |  |            |          |            |  |  |  |  |  |  |  |  |  |  |  |  |  |  |  |  |  |  |                      |                 |         |                   |  |  |  |  |  |  |  |  |  |  |  |  |  |  |  |  |  |  |  |  |            |  |  |  |  |  |  |  |  |  |  |  |  |  |  |  |  |  |
| Date                          | Medicine (print generic name)   | Time level taken |                               |  |            |  |  |  |  |  |  |  |  |  |  |  |  |  |  |  |  |  |  |      |                               |                  |  |  |  |  |  |  |  |  |  |  |  |  |  |  |  |  |  |  |       |           |             |  |  |  |  |  |  |  |  |  |  |  |  |  |  |  |  |  |  |  |  |  |  |  |  |  |  |  |  |  |  |  |  |  |  |  |  |            |          |            |  |  |  |  |  |  |  |  |  |  |  |  |  |  |  |  |  |  |                      |                 |         |                   |  |  |  |  |  |  |  |  |  |  |  |  |  |  |  |  |  |  |  |  |            |  |  |  |  |  |  |  |  |  |  |  |  |  |  |  |  |  |
| Route                         | Frequency   | <b>Dose</b>      |                               |  |            |  |  |  |  |  |  |  |  |  |  |  |  |  |  |  |  |  |  |      |                               |                  |  |  |  |  |  |  |  |  |  |  |  |  |  |  |  |  |  |  |       |           |             |  |  |  |  |  |  |  |  |  |  |  |  |  |  |  |  |  |  |  |  |  |  |  |  |  |  |  |  |  |  |  |  |  |  |  |  |            |          |            |  |  |  |  |  |  |  |  |  |  |  |  |  |  |  |  |  |  |                      |                 |         |                   |  |  |  |  |  |  |  |  |  |  |  |  |  |  |  |  |  |  |  |  |            |  |  |  |  |  |  |  |  |  |  |  |  |  |  |  |  |  |
|                               | Prescriber to enter dose times and individual dose  |                  |                               |  |            |  |  |  |  |  |  |  |  |  |  |  |  |  |  |  |  |  |  |      |                               |                  |  |  |  |  |  |  |  |  |  |  |  |  |  |  |  |  |  |  |       |           |             |  |  |  |  |  |  |  |  |  |  |  |  |  |  |  |  |  |  |  |  |  |  |  |  |  |  |  |  |  |  |  |  |  |  |  |  |            |          |            |  |  |  |  |  |  |  |  |  |  |  |  |  |  |  |  |  |  |                      |                 |         |                   |  |  |  |  |  |  |  |  |  |  |  |  |  |  |  |  |  |  |  |  |            |  |  |  |  |  |  |  |  |  |  |  |  |  |  |  |  |  |
| Indication                    | Pharmacy  | Prescriber       |                               |  |            |  |  |  |  |  |  |  |  |  |  |  |  |  |  |  |  |  |  |      |                               |                  |  |  |  |  |  |  |  |  |  |  |  |  |  |  |  |  |  |  |       |           |             |  |  |  |  |  |  |  |  |  |  |  |  |  |  |  |  |  |  |  |  |  |  |  |  |  |  |  |  |  |  |  |  |  |  |  |  |            |          |            |  |  |  |  |  |  |  |  |  |  |  |  |  |  |  |  |  |  |                      |                 |         |                   |  |  |  |  |  |  |  |  |  |  |  |  |  |  |  |  |  |  |  |  |            |  |  |  |  |  |  |  |  |  |  |  |  |  |  |  |  |  |
| Prescriber signature          | Print your name   | Contact          | Time to be given:             |  |            |  |  |  |  |  |  |  |  |  |  |  |  |  |  |  |  |  |  |      |                               |                  |  |  |  |  |  |  |  |  |  |  |  |  |  |  |  |  |  |  |       |           |             |  |  |  |  |  |  |  |  |  |  |  |  |  |  |  |  |  |  |  |  |  |  |  |  |  |  |  |  |  |  |  |  |  |  |  |  |            |          |            |  |  |  |  |  |  |  |  |  |  |  |  |  |  |  |  |  |  |                      |                 |         |                   |  |  |  |  |  |  |  |  |  |  |  |  |  |  |  |  |  |  |  |  |            |  |  |  |  |  |  |  |  |  |  |  |  |  |  |  |  |  |
|                               |   |                  | Time given                    |  |            |  |  |  |  |  |  |  |  |  |  |  |  |  |  |  |  |  |  |      |                               |                  |  |  |  |  |  |  |  |  |  |  |  |  |  |  |  |  |  |  |       |           |             |  |  |  |  |  |  |  |  |  |  |  |  |  |  |  |  |  |  |  |  |  |  |  |  |  |  |  |  |  |  |  |  |  |  |  |  |            |          |            |  |  |  |  |  |  |  |  |  |  |  |  |  |  |  |  |  |  |                      |                 |         |                   |  |  |  |  |  |  |  |  |  |  |  |  |  |  |  |  |  |  |  |  |            |  |  |  |  |  |  |  |  |  |  |  |  |  |  |  |  |  |
|                               | <b>Figure above shows the NIMC variable dose medicine section.</b>  |                  |                               |  |            |  |  |  |  |  |  |  |  |  |  |  |  |  |  |  |  |  |  |      |                               |                  |  |  |  |  |  |  |  |  |  |  |  |  |  |  |  |  |  |  |       |           |             |  |  |  |  |  |  |  |  |  |  |  |  |  |  |  |  |  |  |  |  |  |  |  |  |  |  |  |  |  |  |  |  |  |  |  |  |            |          |            |  |  |  |  |  |  |  |  |  |  |  |  |  |  |  |  |  |  |                      |                 |         |                   |  |  |  |  |  |  |  |  |  |  |  |  |  |  |  |  |  |  |  |  |            |  |  |  |  |  |  |  |  |  |  |  |  |  |  |  |  |  |
|                               | <p><b>Use</b></p> <p>Document the following:</p> <ul style="list-style-type: none"> <li>• date prescribed</li> <li>• generic name of medicine</li> <li>• route of administration</li> <li>• time medicine to be administered</li> <li>• indication.</li> </ul> <p>Document the following for each day of therapy:</p> <ul style="list-style-type: none"> <li>• drug level results for medicines requiring therapeutic monitoring</li> <li>• time drug level taken.</li> </ul> <p>Document the following for each dose:</p> <ul style="list-style-type: none"> <li>• dose</li> <li>• prescriber's initials</li> <li>• initials of the person who administers the dose (written in the <b>Time to be given</b> row)</li> <li>• actual time of administration which may be different from the dose time (written in the <b>Time given</b> row).</li> </ul> <p>If a patient requires a second variable dose medicine, or twice daily dosing, prescribe the second medicine or the second dose in a regular medicine space using the same format as in the Variable Dose Medicine section.</p>   |                  |                               |  |            |  |  |  |  |  |  |  |  |  |  |  |  |  |  |  |  |  |  |      |                               |                  |  |  |  |  |  |  |  |  |  |  |  |  |  |  |  |  |  |  |       |           |             |  |  |  |  |  |  |  |  |  |  |  |  |  |  |  |  |  |  |  |  |  |  |  |  |  |  |  |  |  |  |  |  |  |  |  |  |            |          |            |  |  |  |  |  |  |  |  |  |  |  |  |  |  |  |  |  |  |                      |                 |         |                   |  |  |  |  |  |  |  |  |  |  |  |  |  |  |  |  |  |  |  |  |            |  |  |  |  |  |  |  |  |  |  |  |  |  |  |  |  |  |
|                               | <p><b>Risk addressed</b></p> <p>There is no designated area to record drug levels if these agents are ordered in the regular ordering section.</p> <p>The risk of omission is increased if variable dose medicines are ordered in the once-only ordering section.</p>   |                  |                               |  |            |  |  |  |  |  |  |  |  |  |  |  |  |  |  |  |  |  |  |      |                               |                  |  |  |  |  |  |  |  |  |  |  |  |  |  |  |  |  |  |  |       |           |             |  |  |  |  |  |  |  |  |  |  |  |  |  |  |  |  |  |  |  |  |  |  |  |  |  |  |  |  |  |  |  |  |  |  |  |  |            |          |            |  |  |  |  |  |  |  |  |  |  |  |  |  |  |  |  |  |  |                      |                 |         |                   |  |  |  |  |  |  |  |  |  |  |  |  |  |  |  |  |  |  |  |  |            |  |  |  |  |  |  |  |  |  |  |  |  |  |  |  |  |  |
|                               | <b>Variable medicine doses: Further information</b>   |                  |                               |  |            |  |  |  |  |  |  |  |  |  |  |  |  |  |  |  |  |  |  |      |                               |                  |  |  |  |  |  |  |  |  |  |  |  |  |  |  |  |  |  |  |       |           |             |  |  |  |  |  |  |  |  |  |  |  |  |  |  |  |  |  |  |  |  |  |  |  |  |  |  |  |  |  |  |  |  |  |  |  |  |            |          |            |  |  |  |  |  |  |  |  |  |  |  |  |  |  |  |  |  |  |                      |                 |         |                   |  |  |  |  |  |  |  |  |  |  |  |  |  |  |  |  |  |  |  |  |            |  |  |  |  |  |  |  |  |  |  |  |  |  |  |  |  |  |
|                               | The NIMC (long-stay) does not have a dedicated variable dose section. Health service organisations will need to ensure policies are in place so that variable dose therapies are transferred accurately for patients transitioning from the NIMC to the NIMC (long-stay).   |                  |                               |  |            |  |  |  |  |  |  |  |  |  |  |  |  |  |  |  |  |  |  |      |                               |                  |  |  |  |  |  |  |  |  |  |  |  |  |  |  |  |  |  |  |       |           |             |  |  |  |  |  |  |  |  |  |  |  |  |  |  |  |  |  |  |  |  |  |  |  |  |  |  |  |  |  |  |  |  |  |  |  |  |            |          |            |  |  |  |  |  |  |  |  |  |  |  |  |  |  |  |  |  |  |                      |                 |         |                   |  |  |  |  |  |  |  |  |  |  |  |  |  |  |  |  |  |  |  |  |            |  |  |  |  |  |  |  |  |  |  |  |  |  |  |  |  |  |

**6c.2 Venous thromboembolism prophylaxis**  
 Found on NIMC (acute) and NIMC (GP e-version) In a modified form on NIMC (day surgery).

**Purpose**  
 To document VTE risk, contraindication and prophylaxis orders

|   |                               |                                 |             |
|---|-------------------------------|---------------------------------|-------------|
| <b>VTE risk assessed: Yes <input type="checkbox"/> Prophylaxis not required <input type="checkbox"/> Contraindicated <input type="checkbox"/></b> |                               | Signature: _____                | Date: _____ |
| Date  | Medicine (print generic name) |                                 |             |
| Route   | Dose                          | Frequency and NOW enter times → |             |
| Indication  | Pharmacy                      |                                 |             |
| <b>VTE prophylaxis</b>  |                               |                                 |             |
| Prescriber signature  | Print your name               | Contact                         |             |
| Mechanical prophylaxis  |                               | AM check                        | PM check    |
| Prescriber/NI signature   | Print your name               | Contact                         |             |

Figure above shows the NIMC VTE prophylaxis section.

**Use**

**Assessing VTE risk and chemo and mechanical prophylaxis contraindication**  
 Assess patient's VTE risk and:

- Tick the risk assessed box
- Tick the prophylaxis not required box if appropriate
- Tick the contraindicated tick box if appropriate and document in the health record (and strike out chemo and/or mechanical prophylaxis sections as appropriate)
- Sign and date.

**VTE chemo prophylaxis**  
 Document the following:

- date prescribed
- generic name of medicine
- route of administration
- dose to be administered
- date and time medicine is to be administered
- prescriber's signature, printed name and contact details
- initials of person that administers the medicine.

Three dose time sections allow these medicines to be administered up to three times a day.  
 The indication section is pre-printed with 'VTE Prophylaxis'.  
 If the dose of VTE prophylaxis medicine needs to be changed, a new order should be prescribed on a subsequent chart.

**VTE mechanical prophylaxis**  
 Document the following:

- type of mechanical prophylaxis required e.g. graduated compression stockings
- prescriber's signature, printed name and contact details.

Nursing staff may have responsibility for ordering mechanical prophylaxis depending on local policy.  
 AM and PM have been pre-printed in the administration space to encourage checking and documenting that patients receive mechanical prophylaxis correctly.

**Risk addressed**  
 Healthcare-associated VTE is a national health safety and quality issue. Research demonstrates that including a prompt for VTE risk assessment and for prophylaxis prescribing improves the rate of VTE risk assessment and of appropriate prophylaxis prescribing.

|  |                                 |   |         |   |  |                         |                                 |                    |                                |
|--|---------------------------------|---|---------|---|--|-------------------------|---------------------------------|--------------------|--------------------------------|
| VTE risk assessed: Yes <input checked="" type="checkbox"/> |                                 | Prophylaxis not required <input type="checkbox"/> |         | Contraindicated <input checked="" type="checkbox"/> |  | Signature: <i>Brown</i> |                                 | Date: 2/5/13       |                                |
| Date   | Medication (Print Generic Name) |   |         |   |  |                         |                                 |                    |                                |
| Route  | Dose                            | Frequency & NOW Enter Times                       |         |   |  |                         |                                 |                    |                                |
| Indication   | Pharmacy                        |   |         | Contraindicated <i>dfg</i>                          |  |                         | Continue on discharge? Yes / No | Dispense? Yes / No | Duration: .....days QTY: ..... |
| VTE Prophylaxis  |                                 |   |         |   |  |                         |                                 |                    |                                |
| Prescriber Signature                                       | Print Your Name                 |   | Contact |   |  |                         |                                 |                    |                                |
| Mechanical Prophylaxis                                     |                                 |   |         | AM check  |  |                         |                                 |                    |                                |
| Prescriber/NI Signature                                    | Print Your Name                 |   | Contact | PM check  |  |                         |                                 |                    |                                |

Figure above shows the VTE prophylaxis section with chemo prophylaxis section struck out, signed and dated as it is contraindicated.

**VTE prophylaxis section: Further information**

This VTE prophylaxis section is designed to prompt documentation of:

- VTE risk assessment
- contraindications to VTE prophylaxis
- ordering of pharmacological and mechanical VTE prophylaxis if indicated.

The VTE prophylaxis section is placed above the dedicated warfarin section to assist recognising patients who are already receiving therapeutic anticoagulation and do not require VTE prophylaxis. Whoever is responsible for assessing patient VTE risk should do so according to local policy and then document the outcome.

In some health service organisations, documentation of the risk assessment will be done by the admitting medical officer/authorised prescriber. In others, it will be the responsibility of the nursing staff. The risk assessment should be completed consistent with local policy and in relation to the patient's clinical status at that point. For patients who have multiple charts, the VTE risk assessment should be documented on the first chart. Reassessment of risk may be required depending on changes to clinical status, medicines and other circumstances and should be documented in the VTE risk assessment section on one of the subsequent charts.

If the dose of VTE prophylaxis medicine needs to be changed, a new order should be prescribed on a subsequent chart.

The NIMC (long-stay) does not have a dedicated VTE prophylaxis section. Health service organisations will need to ensure policies are in place so that VTE prophylaxis therapies are transferred accurately for patients transitioning from the NIMC to the NIMC (long-stay).

**VTE therapy / treatment**

If VTE therapy is required e.g. for a pre-existing DVT, it should be ordered in the regular medicines space and not in the pre-printed VTE prophylaxis section.

|             |   |
|-------------|---|
| <b>6c.3</b> | <b>Warfarin</b><br>Found on NIMC (acute), NIMC (long-stay) and NIMC (GP e-version). |
|-------------|---|

|  |
|--|
| <b>Purpose</b><br>To document warfarin orders and record INR results |
|--|

|                      |                                      |   |             |    |    |    |    |    |    |    |    |    |    |    |    |    |    |    |    |
|----------------------|--------------------------------------|---|-------------|----|----|----|----|----|----|----|----|----|----|----|----|----|----|----|----|
| Date                 | <b>Warfarin</b>                      | <b>Marevan / Coumadin</b><br>select brand | INR Result  |    |    |    |    |    |    |    |    |    |    |    |    |    |    |    |    |
| Route                | Prescriber to enter individual doses | Target INR Range                          | <b>Dose</b> | mg | mg | mg | mg | mg | mg | mg | mg | mg | mg | mg | mg | mg | mg | mg | mg |
| Indication           | Pharmacy                             |   | Prescriber  |    |    |    |    |    |    |    |    |    |    |    |    |    |    |    |    |
| Prescriber signature | Print your name                      | Contact                                   | <b>1600</b> |    |    |    |    |    |    |    |    |    |    |    |    |    |    |    |    |
|                      |                                      |   | Initial 1   |    |    |    |    |    |    |    |    |    |    |    |    |    |    |    |    |
|                      |                                      |   | Initial 2   |    |    |    |    |    |    |    |    |    |    |    |    |    |    |    |    |

Figure above shows the NIMC warfarin section.

|            |   |
|------------|---|
| <b>Use</b> | <p>Document the following:</p> <ul style="list-style-type: none"> <li>• date prescribed</li> <li>• circle required brand name</li> <li>• route of administration</li> <li>• dose to be administered</li> <li>• target INR range</li> <li>• indication</li> <li>• prescriber’s signature, printed name and contact details</li> </ul> <p>For <b>each day of therapy</b>, document the following information:</p> <ul style="list-style-type: none"> <li>• INR result</li> <li>• warfarin dose</li> <li>• prescriber’s initials</li> <li>• initials of person that administers the medicine, and initials of a second person to document double checking of the dose</li> </ul> |
|------------|---|

|                       |   |
|-----------------------|---|
| <b>Risk addressed</b> | Warfarin is a medicine with a high risk of patient harm from missed or duplicate doses and from prescribing not linked to INR results. The NIMC dedicated warfarin space incorporates warfarin prescribing with INR result recording, and incorporates it into the standard medication chart, reducing the risks from poor prescribing and from duplicate or missed doses resulting from a separate warfarin chart. |
|-----------------------|---|

|  |
|--|
| <b>Warfarin section: Further information</b> |
|--|

The warfarin ordering section is printed in red as an extra alert to indicate that it is an anticoagulant (and a high-risk medicine).

It is recommended that a copy of guidelines for anticoagulation using warfarin is available for health professionals to assist when a patient is commenced on warfarin. The guidelines should include information about target INR, duration of therapy, dosing, management of excessive bleeding and drug interactions.

A standard administration time of 1600 hours (4 p.m.) is recommended (and pre-printed) as this allows the team caring for the patient to order the next dose based on INR results, rather than leaving it for after-hours staff to do.

|   |  |
|---|--|
| <b>6c.4</b>   | <b>Warfarin education record (anticoagulant education record)</b><br>Found on NIMC (acute), NIMC (long-stay) and NIMC (GP e-version).  |
|   | <b>Purpose</b><br>To document education provided at the initiation of warfarin and other anticoagulant therapy prescribed for ongoing treatment.   |
| <b>Figure 1</b>   | <div data-bbox="279 414 689 730" style="border: 1px solid red; padding: 5px;"> <p style="text-align: center; color: red;"><b>Warfarin education record</b></p> <p>Patient educated by: .....</p> <p>Sign: .....</p> <p>Date: .....</p> <p>Given warfarin book: .....</p> <p>Sign: .....</p> <p>Date: .....</p> </div> <div data-bbox="794 376 901 405" style="margin-left: 20px;"><b>Figure 2</b></div> <div data-bbox="880 421 1286 734" style="border: 1px solid red; padding: 5px; margin-left: 20px;"> <p style="text-align: center; color: red;"><del>Warfarin</del> <b>education record</b></p> <p>Patient educated by: <i>J. Smith</i></p> <p>Sign: <i>J. Smith</i></p> <p>Date: <i>20/5/14.</i></p> <p>Given <del>warfarin</del> <b>book</b>: <i>Rivaroxaban CHI</i></p> <p>Sign: <i>J. Smith</i></p> <p>Date: <i>20/5/14.</i></p> </div> <p><b>Figure 1 above shows the Warfarin education record as printed on the chart. For other ongoing anticoagulant treatment this record can be amended to reflect educational activities provided. See Figure 2.</b></p> |
|   | <p><b>Use</b></p> <p>The health professional providing the education should document the following:</p> <ul style="list-style-type: none"> <li>• name of anticoagulant</li> <li>• health professional name</li> <li>• date</li> <li>• warfarin book or other printed information given and discussed</li> <li>• health professional signature</li> <li>• date signed</li> </ul>  |
|   | <p><b>Risk addressed</b></p> <p>Anticoagulants are medicines with high risk of patient harm if not taken correctly. Documenting that an education session has been conducted with the patient ensures all healthcare staff know the patient has been instructed on how to manage their anticoagulant medicine safely, including any required monitoring and dose adjustment for ongoing use.</p> <p>This section records a key risk mitigation activity, educating patients on how to manage their anticoagulant medicine has been completed.</p>  |
| <b>Anticoagulant education record: Further information</b>  |  |
| <p>Anticoagulants are high risk medicines. To safeguard against potential harms, <i>all</i> patients initiated on oral or injectable anticoagulants such as warfarin, new oral anticoagulants (e.g. rivaroxaban) or low molecular heparin (e.g. enoxaparin) for ongoing treatment must receive education and written information about their new medicine.</p> <p>Patients initiated on warfarin in particular, must receive a <i>structured</i> warfarin initiation which includes education on warfarin use and a warfarin book for recording essential information. Patient education sessions should be recorded in the 'Warfarin education record' section of the chart.</p> <p>Where a medicine other than warfarin is prescribed, 'Warfarin' in the title of the record should be cancelled out and replaced with the name of the anticoagulant prescribed. Similarly, 'warfarin book' in the information given section should be cancelled out and re-labelled according to the written information provided.</p> |  |



|  |   |                               |  |  |  |  |  |  |  |  |  |
|--|---|-------------------------------|--|--|--|--|--|--|--|--|--|
| <b>6d.2</b>  | <b>Pharmaceutical review</b><br>Found on all NIMCs except NIMC (day surgery).   |                               |  |  |  |  |  |  |  |  |  |
|  | <b>Purpose</b><br>To document review of medicine orders by pharmacist   |                               |  |  |  |  |  |  |  |  |  |
| <table border="1" style="width: 100%;"> <tr> <td style="background-color: #e0ffff;"><b>Pharmaceutical review:</b></td> <td style="width: 20px; height: 20px;"></td> <td style="width: 20px; height: 20px;"></td> <td style="width: 20px; height: 20px;"></td> <td style="width: 20px; height: 20px;"></td> <td style="width: 20px; height: 20px;"></td> <td style="width: 20px; height: 20px;"></td> <td style="width: 20px; height: 20px;"></td> <td style="width: 20px; height: 20px;"></td> <td style="width: 20px; height: 20px;"></td> </tr> </table> |   | <b>Pharmaceutical review:</b> |  |  |  |  |  |  |  |  |  |
| <b>Pharmaceutical review:</b>  |   |                               |  |  |  |  |  |  |  |  |  |
| <b>Figure above shows the NIMC pharmaceutical review space.</b>  |   |                               |  |  |  |  |  |  |  |  |  |
|  | <b>Use</b><br>Review the NIMC to ensure that all orders are clear, safe and appropriate for the patient and initial the space on the correct day. |                               |  |  |  |  |  |  |  |  |  |
|  | <b>Risk addressed</b><br>Unclear, unsafe and inappropriate medicine orders can risk patient safety.   |                               |  |  |  |  |  |  |  |  |  |

|   |   |                    |              |   |   |                             |  |
|---|---|--------------------|--------------|---|---|-----------------------------|--|
| <b>6d.3</b>   | <b>Discharge supply</b><br>Found on all NIMCs except NIMC (day surgery).  |                    |              |   |   |                             |  |
|   | <b>Purpose</b><br>To order discharge supply   |                    |              |   |   |                             |  |
| <table border="1" style="width: 100%; border-collapse: collapse;"> <tr> <td style="width: 50%; height: 40px; background-color: black;"></td> <td style="width: 50%; height: 40px; background-color: black;"></td> </tr> <tr> <td style="font-size: 8px;">Continue on discharge? Yes / No<br/>Dispense? Yes / No<br/>Duration: .....days Qty: .....</td> <td style="font-size: 8px;">Continue on discharge? Yes / No<br/>Dispense? Yes / No<br/>Duration: .....days Qty: .....</td> </tr> <tr> <td colspan="2">our name: ..... Date: .....</td> </tr> </table> |   |                    |              | Continue on discharge? Yes / No<br>Dispense? Yes / No<br>Duration: .....days Qty: ..... | Continue on discharge? Yes / No<br>Dispense? Yes / No<br>Duration: .....days Qty: ..... | our name: ..... Date: ..... |  |
|   |   |                    |              |   |   |                             |  |
| Continue on discharge? Yes / No<br>Dispense? Yes / No<br>Duration: .....days Qty: .....   | Continue on discharge? Yes / No<br>Dispense? Yes / No<br>Duration: .....days Qty: .....   |                    |              |   |   |                             |  |
| our name: ..... Date: .....   |   |                    |              |   |   |                             |  |
| <b>Figure above shows the NIMC discharge supply space which is displayed vertically in the regular medicine section and in the PRN medicine section.</b>  |   |                    |              |   |   |                             |  |
|   | <b>Use</b><br>Document the following for each medicine: <ul style="list-style-type: none"> <li>• Continue on discharge? Circle yes if medicine is to be continued on discharge</li> <li>• Dispense? Circle yes if the medicine is to be dispensed by the health service organisation pharmacy on discharge.</li> <li>• Duration ...days. Number of days the medicine is required on discharge.</li> <li>• Qty.....Quantity of the medicine to be supplied.</li> </ul> For <b>each page</b> the following information is only required to be documented once: <ul style="list-style-type: none"> <li>• prescriber's signature</li> <li>• prescriber name printed and dated</li> <li>• pharmacist signature and dated.</li> </ul> |                    |              |   |   |                             |  |
|   | <b>Risk addressed</b><br>Poor continuity of care, including ongoing medicines supply, risks patient recovery and safety. Prescribing discharge medicines directly from the medication chart reduces the risk of transcription error.  |                    |              |   |   |                             |  |
| <table border="1" style="width: 100%; border-collapse: collapse;"> <tr> <td style="width: 30%; font-size: 8px;">Discharge required</td> <td style="width: 30%; font-size: 8px;">Yes / No</td> <td style="width: 30%; font-size: 8px;">Duration/ quantity</td> <td style="width: 10%; font-size: 8px;">Dr signature</td> </tr> </table>  |   | Discharge required | Yes / No     | Duration/ quantity  | Dr signature  |                             |  |
| Discharge required  | Yes / No  | Duration/ quantity | Dr signature |   |   |                             |  |
| <b>Figure above shows the private health service organisation NIMC discharge supply space which is displayed horizontally in the regular medicine section and vertically in the PRN medicines section.</b>  |   |                    |              |   |   |                             |  |

**Regular medicine orders: Further information**

**a) Limited duration medicines**

When a regular medicine is ordered for a limited duration, or only on certain days, this must be clearly indicated using crosses (X) to block out day/times when the drug is NOT to be given. Orders for antimicrobials must include a cease or review date.

|                      |                                 |                             |                      |      |    |   |   |   |   |   |   |   |   |   |   |   |   |   |   |   |
|----------------------|---------------------------------|-----------------------------|----------------------|------|----|---|---|---|---|---|---|---|---|---|---|---|---|---|---|---|
| Date                 | Medication (Print Generic Name) |                             | Tick if Slow Release |      |    |   |   |   |   |   |   |   |   |   |   |   |   |   |   |   |
| 1/5/09               | Naproxen                        |                             |                      | 0800 | 16 | X | X | X | X | X | X | X | X | X | X | X | X | X | X | X |
| PO                   | Dose                            | Frequency & NOW Enter Times |                      | 2000 | 8  | X | X | X | X | X | X | X | X | X | X | X | X | X | X |   |
|                      | Indication                      | Pharmacy                    |                      |      |    |   |   |   |   |   |   |   |   |   |   |   |   |   |   |   |
|                      | Pain                            | I after food                |                      |      |    |   |   |   |   |   |   |   |   |   |   |   |   |   |   |   |
| Prescriber Signature | Print Your Name                 |                             | Contact              |      |    |   |   |   |   |   |   |   |   |   |   |   |   |   |   |   |
| Howes                | S Jones                         |                             | Page 4721            |      |    |   |   |   |   |   |   |   |   |   |   |   |   |   |   |   |

Figure above demonstrates how to block administration days for a limited duration medicine.

**b) Ceased medicines**

When stopping a medicine, the original order must not be obliterated. The prescriber must draw a clear line through the order in both the prescription and the administration record sections, taking care that the line does not impinge on other orders.

The prescriber must write the reason for changing the order (e.g. cease, written in error, increased dose etc), the date and their initials in the administration record section.

When a medicine order needs to be changed, the prescriber must not over write the order. The original order must be ceased and a new order written.

**Note:** The acronym **D/C** should not be used for ceased orders since this can be confused with Discharge. Always use Cease or Ceased.

|                      |                                 |                             |                      |      |    |    |    |   |  |  |  |  |  |  |  |  |  |  |  |  |
|----------------------|---------------------------------|-----------------------------|----------------------|------|----|----|----|---|--|--|--|--|--|--|--|--|--|--|--|--|
| Date                 | Medication (Print Generic Name) |                             | Tick if Slow Release |      |    |    |    |   |  |  |  |  |  |  |  |  |  |  |  |  |
| 1/5/09               | Digoxin                         |                             |                      | 0800 | AB | AB | DE | <div style="border: 1px solid black; padding: 5px; display: inline-block;">                     Ceased<br/>1/5/09<br/>SJ                 </div> |  |  |  |  |  |  |  |  |  |  |  |  |
| PO                   | Dose                            | Frequency & NOW Enter Times |                      |      |    |    |    |   |  |  |  |  |  |  |  |  |  |  |  |  |
|                      | Indication                      | Pharmacy                    |                      |      |    |    |    |   |  |  |  |  |  |  |  |  |  |  |  |  |
|                      | AF                              | I                           |                      |      |    |    |    |   |  |  |  |  |  |  |  |  |  |  |  |  |
| Prescriber Signature | Print Your Name                 |                             | Contact              |      |    |    |    |   |  |  |  |  |  |  |  |  |  |  |  |  |
| Shore                | S JONES                         |                             | Page 4721            |      |    |    |    |   |  |  |  |  |  |  |  |  |  |  |  |  |

Figure above demonstrates how to cease an order on the NIMC.

**c) Slow release medicines and other non-standard formulations**

The *Tick if Slow Release* box is included in regular medicine spaces as a prompt to prescribers to consider whether or not the standard release form of the medicine is required. This box must be ticked to indicate a **sustained, modified or controlled** release form of an oral drug (e.g. verapamil SR, Diltiazem CD). If not ticked, then it is assumed that the standard release form is to be administered.

**SR** = Sustained, modified or controlled release formulation.

**Tick if Slow Release** If scored tablet, then half can be given.

Dose must be swallowed without crushing.

Figure above shows the Slow release legend box found in the middle of the NIMC and on the top of page 2 of the NIMC (GP e-version).

**d) Reasons for not administering**

When it is not possible to administer the prescribed medicine, the reason for not administering must be recorded by entering the appropriate code (see figure below) and circling. By circling the code it will not accidentally be misread as someone's initials.

If a patient refuses medicine(s), then the prescriber must be notified. If medicine(s) are withheld, the reason must be documented in the patient's medical notes.

If the medicine is not available when required, it is the responsibility of the person administering to notify the pharmacy and/or to obtain supply or to contact the prescriber to advise that the medicine ordered is not available.

Further information is available at Appendix B: Guidelines for administering and withholding medicines.

| <b>Reason for not administering</b><br>Codes MUST be circled |     |
|--|-----|
| Absent   | (A) |
| Fasting  | (F) |
| Refused – notify Dr  | (R) |
| Vomiting   | (V) |
| On leave   | (L) |
| Not available – obtain supply or contact Dr                  | (N) |
| Withheld – enter reason in clinical record                   | (W) |
| Self administered  | (S) |

## 6e. Medicine orders: PRN (as required)

|                      |  |                  |                     |  |         |       |  |  |  |  |  |
|----------------------|--|------------------|---------------------|--|---------|-------|--|--|--|--|--|
| <b>6e.1</b>          | <b>PRN order</b><br>Found on all NIMCs                 |                  |                     |  |         |       |  |  |  |  |  |
|                      | <b>Purpose</b><br>To order PRN (as required) medicines |                  |                     |  |         |       |  |  |  |  |  |
| Date                 | Medicine (print generic name)                          |                  |                     |  |         | Date  |  |  |  |  |  |
| Route                | Dose   | Hourly frequency | Max PRN Dose/24 hrs |  | Time    |       |  |  |  |  |  |
| Indication           |  |                  | Pharmacy            |  |         | Dose  |  |  |  |  |  |
| Prescriber signature |  |                  | Print your name     |  | Contact | Route |  |  |  |  |  |
|                      |  |                  |                     |  | Sign    |       |  |  |  |  |  |

The figure above shows the NIMC PRN order section.

|  |   |  |  |  |  |  |  |  |  |  |  |
|--|---|--|--|--|--|--|--|--|--|--|--|
|  | <p><b>Use</b></p> <p>Document the following for each medicine prescription:</p> <ul style="list-style-type: none"> <li>dose and hourly frequency. (PRN (pre-printed) alone is not sufficient.)</li> <li>route</li> <li>dose</li> <li>hourly frequency</li> <li>maximum daily dose (i.e. maximum PRN dose in 24 hours) e.g. Paracetamol 4g</li> <li>indication</li> <li>prescriber signature, printed name and contact details</li> </ul> <p><b>Prescribing clinicians</b> should exercise caution when prescribing PRN medicines and check the regular medicines section for possible duplicate orders.</p> <p>Document the following for each medicine administration:</p> <ul style="list-style-type: none"> <li>date</li> <li>time</li> <li>dose given</li> <li>route</li> <li>initial</li> </ul> <p><b>Administering clinicians</b> should check the maximum PRN dose in 24 hours and also check the timing of the previous dose (either PRN or regular).</p> |  |  |  |  |  |  |  |  |  |  |
|  | <p><b>Risk addressed</b></p> <p>Mistaking PRN orders for regular orders risks patient safety. Separating PRN from regular orders reduces the risk of error.</p>   |  |  |  |  |  |  |  |  |  |  |

### PRN (as required) medicines: Further information

#### a. Max PRN dose/24 hrs

The Max dose/ 24 hours prompt indicates the total amount of the medicine which may be administered in 24 hours for PRN doses only. The maximum daily dosage should not be exceeded for that PRN medicine.

Figure below is an example of an order with the PRN maximum daily dosage.

|                      |                               |                  |                     |  |         |       |      |  |  |  |  |
|----------------------|-------------------------------|------------------|---------------------|--|---------|-------|------|--|--|--|--|
| Date                 | Medicine (print generic name) |                  |                     |  |         | Date  | 14/6 |  |  |  |  |
| Route                | Dose                          | Hourly frequency | Max PRN dose/24 hrs |  | Time    | 1400  |      |  |  |  |  |
| Indication           |                               |                  | Pharmacy            |  |         | Dose  | 1g   |  |  |  |  |
| Prescriber signature |                               |                  | Print your name     |  | Contact | Route | PO   |  |  |  |  |
|                      |                               |                  |                     |  | Sign    |       |      |  |  |  |  |



## 7. Paediatric NIMC: Additional safety features

The paediatric versions of the NIMC incorporate additional features identified as important for safe medicines use with paediatric and neonatal patients.

### 7.1 Patient weight, date, height, and body surface area

The child's weight must be documented in the box on the front of the chart including the date when the child was weighed. The weight should also be documented on the back page when PRN medicines are ordered.

The height and body surface area should be documented for when body surface area (BSA) is used to calculate the dose of a medicine.

### 7.2 Gestational age at birth

There is space for recording gestational age at birth under the BSA and height box. This should be completed for premature infants.

### 7.3 Dose calculation

The prescriber must document the basis for the dose calculation in the dose calculation box (e.g. mg/kg/dose or microgram/m<sup>2</sup>/dose etc). Where a telephone order has been requested, the clinician receiving the order must also document the basis for the dose calculation as part of the order. This will assist pharmacists, nurses and other doctors in double-checking the dose to ensure that the intended and actual dose is calculated correctly.

**Figure below is an example of an order for an infant weighing 10 kgs with dose calculation and double-signing for administration.**

|                                       |                               |                             |                      |      |  |  |  |  |  |  |  |  |  |  |  |  |  |  |
|---------------------------------------|-------------------------------|-----------------------------|----------------------|------|--|--|--|--|--|--|--|--|--|--|--|--|--|--|
| Date                                  | Medicine (Print Generic Name) |                             | Tick if Slow Release |      |  |  |  |  |  |  |  |  |  |  |  |  |  |  |
| 5/5                                   | Paracetamol                   |                             |                      |      |  |  |  |  |  |  |  |  |  |  |  |  |  |  |
| Route                                 | DOSE                          | Frequency & NOW enter times |                      | 0600 |  |  |  |  |  |  |  |  |  |  |  |  |  |  |
| PO                                    | 150mg                         | 6 hourly                    |                      |      |  |  |  |  |  |  |  |  |  |  |  |  |  |  |
| Pharmacy/Additional Information       |                               |                             |                      | 1200 |  |  |  |  |  |  |  |  |  |  |  |  |  |  |
| Indication                            |                               |                             |                      | 1800 |  |  |  |  |  |  |  |  |  |  |  |  |  |  |
| DOSE Calculation (eg. mg/kg per dose) |                               |                             |                      | 2000 |  |  |  |  |  |  |  |  |  |  |  |  |  |  |
| Pain                                  |                               |                             |                      |      |  |  |  |  |  |  |  |  |  |  |  |  |  |  |
| Prescriber Signature                  |                               | Print Your Name             | Contact/Pager        |      |  |  |  |  |  |  |  |  |  |  |  |  |  |  |
| J Brown                               |                               | J Brown                     | 0986                 |      |  |  |  |  |  |  |  |  |  |  |  |  |  |  |

The basis for the dose calculation should first be checked in a current paediatric dosing reference endorsed by the local drug and therapeutics committee.

The actual dose should be calculated using an accurate weight or BSA (up to usual adult dose). If the child is obese or significantly oedematous, the ideal weight may be more appropriate.

**All calculations should be double-checked.**

### 7.4 Administration of medicines

There are two spaces for recording the administration of each dose of medicine to allow for the recording of two signatures, to document that the double checking process has occurred when required.

### 7.5 Additional reason for not administering medicine code

There is an additional reason for not administering medicine code on the NIMC paediatric charts. It is a P with a circle around it which records that the medicine was administered by the paediatric patient's parent or carer.

## Attachment 1: NIMC resources

The Commission maintains a range of resources to assist health services use the NIMC, audit its use and educate staff about it.

**1. National standard medication charts** (including design files and printing instructions)  
[www.safetyandquality.gov.au/our-work/medication-safety/medication-chart/](http://www.safetyandquality.gov.au/our-work/medication-safety/medication-chart/)

**2. NIMC User Guide**

[www.safetyandquality.gov.au/publications/national-inpatient-medication-chart-user-guide-including-paediatric-versions/](http://www.safetyandquality.gov.au/publications/national-inpatient-medication-chart-user-guide-including-paediatric-versions/)

**3. NIMC Local Management Guidelines**

[www.safetyandquality.gov.au/wp-content/uploads/2012/02/NIMC-Local-Management-Guidelines12.pdf](http://www.safetyandquality.gov.au/wp-content/uploads/2012/02/NIMC-Local-Management-Guidelines12.pdf)

**4. NIMC Online Training Module (designed for all health professionals using the NIMC)**

<http://learn.nps.org.au/course/category.php?id=40>

**5. Medication Safety Training (designed for all health professionals and to explore the causes of medication error)**

<http://learn.nps.org.au/course/category.php?id=56>

**6. NIMC national and local auditing**

[www.safetyandquality.gov.au/our-work/medication-safety/medication-chart/support-material/](http://www.safetyandquality.gov.au/our-work/medication-safety/medication-chart/support-material/)

**7. Recommendations for Terminology, Abbreviations and Symbols used in the Prescribing and Administration of Medicines**

[www.safetyandquality.gov.au/publications/national-terminology-abbreviations-and-symbols-to-be-used-in-the-prescribing-and-administering-of-medicines-in-australian-hospitals/](http://www.safetyandquality.gov.au/publications/national-terminology-abbreviations-and-symbols-to-be-used-in-the-prescribing-and-administering-of-medicines-in-australian-hospitals/)

**8. National Medication Management Plan form and support materials**

[www.safetyandquality.gov.au/our-work/medication-safety/medication-reconciliation/nmmp/](http://www.safetyandquality.gov.au/our-work/medication-safety/medication-reconciliation/nmmp/)

**9. VTE Prevention Resource Centre**

[www.safetyandquality.gov.au/our-work/medication-safety/vte-prevention-resource-centre/](http://www.safetyandquality.gov.au/our-work/medication-safety/vte-prevention-resource-centre/)

**10. High risk medicines information and alerts**

[www.safetyandquality.gov.au/our-work/medication-safety/medication-alerts/](http://www.safetyandquality.gov.au/our-work/medication-safety/medication-alerts/)

## Appendix B: Guidelines for administering and withholding medicines

The NIMC is a legal document and therefore **must be** written in a clear, legible and unambiguous form.

Every nurse has a responsibility to ensure they can clearly read and understand the order before administering any medicines. For **all** incomplete or unclear orders, the prescriber should be contacted to clarify. **Never** make any assumptions about the prescriber's intent.

Every medication chart **must have** the patient's identification details completed.

Every medicine order **must be complete** and include:

- **Date**
- **Route**
- **Generic medicine name**
- **Dose** ordered in metric units & arabic numerals
- **Frequency** (using only accepted abbreviations)
- **Times** (must be entered by the authorised prescriber)
- **Prescriber's signature**

If the medication chart is full (i.e. there is no appropriate space to sign for administration) then the medicine order is not valid. The chart must be re-written as soon as possible.

### Withholding medicines

It is appropriate to withhold the medicine if there is a known adverse drug reaction (ADR) to the prescribed medicine.

Generally medicines **should not** be withheld if the patient is **pre-operative** or **nil by mouth (NBM) / fasting** unless specified by the authorised prescriber.

### Remember the **five Rs**:

- The **right medicine**
- The **right dose**
- The **right route**
- The **right time**
- The **right patient**

## Appendix C: Ordering oral and enteral nutritional supplements on the NIMC

The NIMC is not designed for ordering and recording administration of oral and enteral nutritional supplements. Its use for this purpose may result in:

- Confusion of nutritional supplements with medicines; (e.g. *Pulmocare* mistaken for the corticosteroid inhaler *Pulmicort* and amino acid liquid *Nepro* mistaken for the antiepileptic medicine *Keppra*)
- Potential for patients to receive unauthorised medicines
- Delays in provision and administration of nutrition to patients if the NIMC is sent to the pharmacy for dispensing.

Some health services have a separate clinical nutrition chart for ordering and administration of nutritional products including nutritional supplements. An example of clinical nutrition chart is available on the Commission web site at <http://www.safetyandquality.gov.au/our-work/medication-safety/medication-chart/support-material/>

Health services that choose to use the NIMC for ordering nutritional supplements should undertake a risk assessment and have a local policy or procedure on ordering and recording administration of nutritional supplements. The same requirements that apply to safer prescribing and administration of medicines on the NIMC should also apply to ordering and recording administration of nutritional products on the NIMC. Local policies or procedures for ordering and recording administration of nutritional supplements on the NIMC should include:

- Who is responsible for ordering nutritional supplement on the NIMC (medical officer, authorised dietitian, etc.)
- The requirement for a dietitian to undertake training in the key principles of safe prescribing practices before ordering an approved nutritional supplement on the NIMC
- Where and how the nutritional supplement is ordered
- The requirement to annotate 'nutritional supplement' in the indication box or next to the product name
- How to cease the nutritional product
- Dietitian to regularly check NIMC for transcribing errors in nutritional product
- Regular auditing of prescriptions of nutritional supplements.

### Example of a NIMC regular medicine space used for ordering and recording administration of nutritional supplement

|                        |                               |                               |            |  |  |  |  |  |  |  |
|------------------------|-------------------------------|-------------------------------|------------|--|--|--|--|--|--|--|
| Date                   | Medicine (print generic name) | Tick if slow release          | 0600 MD HS |  |  |  |  |  |  |  |
| 14/6/13                | TWOCAL HN                     |                               | 1200 MD    |  |  |  |  |  |  |  |
| Route                  | Dose                          | Frequency and NOW enter times | 1800 DS    |  |  |  |  |  |  |  |
| PO                     | 60 ml                         | QID                           | 2400 DS    |  |  |  |  |  |  |  |
| Indication             | Pharmacy                      |                               |            |  |  |  |  |  |  |  |
| Nutritional supplement | From Dietetics                |                               |            |  |  |  |  |  |  |  |
| Prescriber signature   | Print your name               | Contact                       |            |  |  |  |  |  |  |  |
| A.M. (Dietitian)       | A. Maris                      | 91873                         |            |  |  |  |  |  |  |  |

### NIMC (GP e-version)

## User Guide

### Purpose

To provide guidance on use of the NIMC (GP e-version)

### Key points

1. A four A4 page version of the NIMC (acute), the NIMC (GP e-version), was approved for use in 2009.
2. It is designed to assist general practitioners electronically prescribing for admitted patients primarily in rural and remote health service organisations. The NIMC (GP e-version) should assist GPs (without access to A3 printers) to provide medicine orders for inpatients in a NIMC compliant format
3. Although not essential, colour printing is preferred as the document has contrasting red as a safety device to highlight:
  - a. Allergies and ADR information
  - b. Medicines taken prior to presentation (to distinguish from current medicines)
  - c. Dedicated medicine boxes (for variable dose medicines and warfarin)
  - d. Warfarin education box.

### Differences between the NIMC (acute) and the NIMC (GP e-version)

1. The NIMC (acute) is a folded A3, double-side printed document. The NIMC (GP e-version) has the following differences:
  - a. Each page requires full patient identification details (and which should be automatically populated when the chart is printed).
  - b. Each page number is stated as part of the whole document, as in "Page 1 of 4", "Page 2 of 4" etc.
  - c. Allergies and ADRs are detailed on page 1 and reference made to the page 1 details on successive pages.
  - d. Various boxed information (which is in the middle of pages 3 and 4 in the NIMC (acute) has been moved to underneath the allergy/ADR and patient ID space on page 2 of the NIMC (GP e-version).
  - e. As a result of the boxed information on page 2, there is one less regular medicine space available than on the NIMC (acute).

## Key practice issues

1. The same use requirements for the NIMC (GP e-version) apply as for the NIMC (acute) with the following additional requirements:
  - a. All four pages constitute a single chart and should not be printed in part.
  - b. All pages of the chart must be kept together in the correct sequence.
  - c. If the document is printed single-sided and placed in a ring folder, then pages 2 and 4 are punched on the right side so that the regular medicines section (across pages 2 and 3) can be seen and used as one page.
2. Health service organisations should develop local policies to manage introduction of the NIMC (GP e-version) into their facilities.

## Background

1. Implementation of the NIMC (acute) in 2006 and 2007 resulted in problems for some general practitioners who electronically generated prescriptions for admitted patients in rural and remote health service organisations on non-NIMC compliant charts. These orders had to be transcribed by hand onto a complying NIMC which created additional patient safety risks.
2. The summary rationale for the NIMC is attached for information. Further NIMC support materials are available on the Commission website [www.safetyandquality.gov.au](http://www.safetyandquality.gov.au)



## Summary rationale for the National Inpatient Medication Chart

Ensuring patients receive the best therapy in a safe and effective manner is a complex process involving many health professionals often working in teams. One critical component of this process is the communication of medicines orders to allow safe and accurate dispensing, administration and reconciliation of medicines. Evidence suggests that communication can be made safer through education of safe prescribing and administration principles and with standardisation of best practice to reduce the potential for errors.

Additional potential benefits in patient safety are derived from:

- standardisation of best practice throughout the medication management cycle, within and between healthcare organisations
- standardisation of undergraduate, postgraduate and continuing professional education in the medication management cycle.

### Key principles for ordering and administering medicines for an individual patient

1. When a medication chart is first written up, the patient's name should always be handwritten at the top of the chart by the prescriber. This acts as a double check for pre-labelled charts and reduces the risk of ordering medicine for the wrong patient.
2. When subsequent new medicine orders are written, the chart should be checked to ensure it is for the correct patient.
3. A medication chart should include a section for recording adverse drug reaction information. This section should enable documentation of whether a reaction has previously occurred, the nature of the reaction (if one has occurred previously), the date the reaction occurred and the signature of the healthcare professional recording the information. If no previous reactions have occurred, this should be explicitly documented (e.g. 'nil known'). If no information is available about previous reactions (e.g. if the patient is unable to communicate), this should also be documented (e.g. 'unknown'). This section should be clearly visible where most regular prescriptions are written to reduce the risk of inadvertent exposure to a drug to which the patient is allergic.
4. A single medication chart should include a section for 'once only' and premedication orders so that they are neither on a separate chart nor included with regular orders. This minimises the risk of doses being missed or orders being continued inadvertently, as well as providing a more complete medication history on a single chart.
5. Telephone orders should be discouraged, unless essential due to work practice restrictions (for example, health service organisations with no resident medical staff). Where telephone orders are unavoidable, the medication chart should contain a section that facilitates the safe practice of two staff independently receiving and reading back the order to the prescriber. These orders should allow no more than four doses to be administered before being signed by the prescriber.
6. There should be a section on the medication chart for recording medicines taken by the patient prior to admission, except when a facility uses a dedicated medication reconciliation chart that accompanies the current medication chart. The inclusion of this information on or with the medication chart, or on a dedicated chart, facilitates reconciliation of pre-admission medicines with medicines prescribed whilst the patient is in care and at transfer. It also aids communication of changes to medicines made during admission to patients and primary care clinicians.

7. A medication chart must include a specific section for prescribing variable doses of medicines. This section should facilitate ordering and documentation of drug levels, as appropriate, to assist selection of suitable subsequent doses. It is recommended that this variable dose section be on the inside of the chart with other regular orders to reduce the risk of dose omissions.
8. A medication chart should include a specific section for documenting venous thrombo-embolism (VTE) risk, prophylaxis appropriateness, ordering and recording administration of VTE chemo-prophylaxis and ordering and recording checking of mechanical prophylaxis. Hospital-associated VTE is a national safety and quality issue with research showing that medication chart prompts can improve the rate of VTE risk assessment and of appropriate prophylaxis prescribing.
9. A medication chart should include a specific section for prescribing warfarin. Warfarin is associated with adverse events both through under-dosing and overdosing. The warfarin section should enable documentation of both the International Normalised Ratio (INR) target range and INR results to facilitate dosing decisions. Ideally, warfarin should be administered at 4 p.m. to ensure morning results are reviewed and the next dose is ordered by a prescriber familiar with the patient's medication management, rather than by 'after-hours' medical staff.
10. A medication chart should have a separate section for 'when required' (PRN) medicines in order to distinguish them from medicines that need to be given regularly. The PRN orders should be unambiguous, with clearly defined doses or dose ranges, minimum hourly frequency of administration and a recommended maximum dose in 24 hours, together with the indication for use.
11. A medication chart should include a specific section for nurse-initiated medicine, in accordance with state regulations and local practices.
12. Medicine orders should be dated from when the medication chart is rewritten, although medication management review is aided by documenting the date the medicine is started. It is useful to record in the National Medication Management Plan when medicines were commenced.
13. The chart should encourage prescribing using generic (active ingredient) medicine names. This is to reduce the risk of duplicate orders of the same medicine being made because of unfamiliarity with different trade (brand) names. In addition, medicines are usually stocked on the ward alphabetically by generic name, therefore generic prescribing facilitates location of the drug.
14. The chart should discourage the use of abbreviations, particularly those known to be error-prone. This reduces the risk of misinterpretation. Recommendations for Terminology, Abbreviations and Symbols used in the Prescribing and Administration of Medicines should be reflected in local health service organisation policy.
15. The chart should facilitate recording of the administration times by the prescriber, based on a locally agreed standard. This reduces the potential for nurses to misinterpret prescribed administration frequency instructions.
16. The chart should include a section for clinical pharmacist annotation regarding supply and administration. In addition, a section enabling pharmacists to sign the chart following review by a pharmacist facilitates peer review and improves communication with pharmacists covering the same ward or unit.
17. The chart should facilitate dispensing of discharge medicine directly from the medication chart, to avoid transcription errors. This may not be applicable for those sites using the PBS for discharge medicines or where separate discharge prescriptions are used. In such cases, local procedures should be developed to ensure that transcription errors are minimised and full medication reconciliation at discharge is facilitated.
18. The chart should include a section for prescriber contact details (for example, pager number), so that they can be easily contacted.

## Appendix E: Version control

| Date     | Version | Version title   | Revision description   | Author  |
|----------|---------|---|--|---|
| 04/09/09 | 1.1     | Guidelines for use of the National Inpatient Medication Chart including paediatric versions |  | G. Bedford                                    |
| 18/08/10 | 1.2     | National Inpatient Medication Chart User Guide including Paediatric Versions                |  | G. Bedford                                    |
| 18/10/10 | 1.3     | National Inpatient Medication Chart User Guide including Paediatric Versions                | Expanded venous thromboembolism prophylaxis section<br>Guidance on neonatal additions to paediatric NIMC and paediatric NIMC long-stay version<br>Inclusion of Medication Management Plan            | M. Duguid<br>A. Wai                           |
| 06/12/10 | 1.4     | National Inpatient Medication Chart User Guide including paediatric versions January 2011   | Examples of settings for use of NIMC long-stay version<br>Date of medicine orders to be that for when the order is written or re-written<br>'Max dose/24 hours' definition changed to PRN doses only | G. Bedford                                    |
| 31/01/11 | 1.5     | National Inpatient Medication Chart User Guide including paediatric versions January 2011   | Variable dose section – Instructions for administration signing  | G. Bedford<br>M. Duguid                       |
| 15/09/11 | 1.6     | National Inpatient Medication Chart User Guide including paediatric versions January 2011   | Corrections  | G. Bedford                                    |
| 16/05/12 | 1.7     | National Inpatient Medication Chart User Guide including paediatric versions                | Standing orders and nurse-initiated medicines,<br>'Max dose/24 hours' for PRN opioids<br>VTE prophylaxis<br>Ordering nutritional supplements on NIMC   | G. Bedford<br>M. Duguid<br>A. Wai<br>H. Stark |
| 02/05/13 | 1.8     | National Inpatient Medication Chart User Guide 02 May 2013                                  | Multiple route regular and PRN orders<br>NIMC resources<br>NIMC and specialist versions<br>Restructure and reformatting  | G Bedford                                     |
| 23/07/14 | 1.9     | National Inpatient Medication Chart User Guide July 2014                                    | Documentation of basis for dose calculation in paediatric telephone orders<br>Warfarin education record to include documentation of other anticoagulants   | K.Oliver<br>M.Duguid                          |